

Envision **BY THE NUMBERS**

Q1-2025

Purpose

To equip Envision Sustainability Professionals (ENV SPs) and other champions for sustainable infrastructure with Envision stats and graphs, which may be used to support presentations on Envision, business cases, etc.

This PowerPoint presentation shall be updated quarterly each year in January, April, July, and October.

Please credit ISI.

Questions? *Please direct them to info@sustainableinfrastructure.org*

What's Inside

1. Founders & Global Partners
2. **Envision By the Numbers:**
Project Verification & Awards
3. **Envision By the Numbers:**
Education & Credentialing
4. **Envision By the Numbers:**
Members & Suppliers



ENVISION™

1 Founders & Global Partners

Institute for Sustainable Infrastructure (ISI)

Education and research nonprofit (501c3) based in Washington, D.C.

Founded in 2010 by ACEC, APWA, and ASCE



Collaborated with the then **Zofnass Program for Sustainable Infrastructure at the Harvard Graduate School of Design** to develop a sustainability rating system for infrastructure. The first version of the **Envision Sustainable Infrastructure Framework** was introduced in 2012.



The now **Zofnass Research Program** moved from Harvard to ISI in 2022 to support ongoing industry research, development, and application.



ISI Global Activity

Canada

[Canadian Society for Civil Engineering](#) (CSCE)

Chile

[Chile Green Building Council](#) (GGC)

China

In-country representative office

Colombia

[Consejo Colombiano de Construcción Sostenible \(CCCS\)](#) (CCCS)

East Africa

[Miundo Misingi Hub](#)

Guatemala

[Guatemala Green Building Council](#) (GGGC)

Italy

[Institute for Certification and Quality Branding for Products and Services for Construction](#) (ICMQ)

Mexico

[Federación Mexicana de Colegios de Ingenieros Civiles](#) (FEMCIC)

Spain

[Tecniberia](#) and [Colegio de Ingenieros de Caminos, Canales y Puertos](#) (CICCP)

2 Envision By the Numbers

PROJECT VERIFICATION & AWARDS

Envision Projects

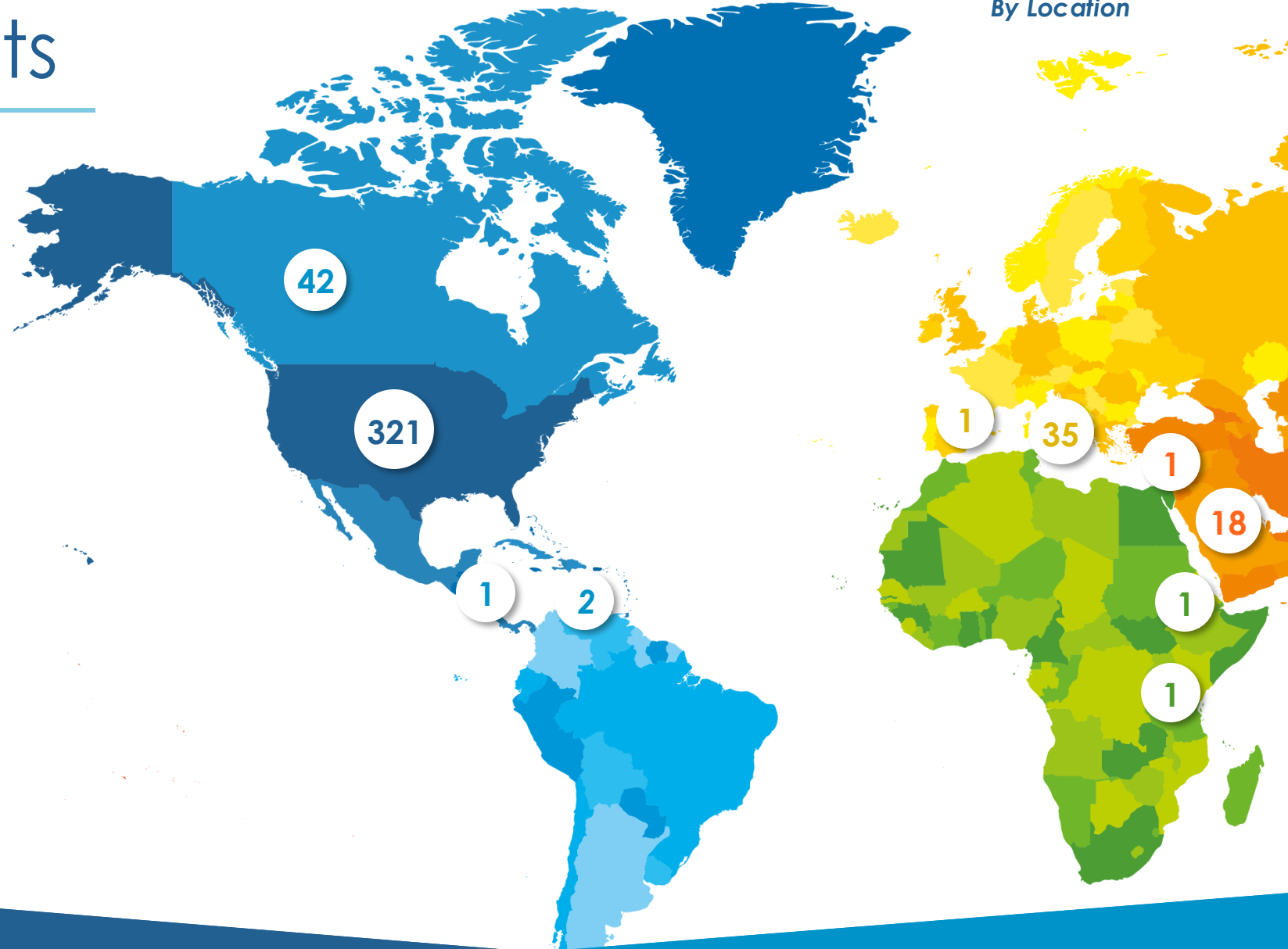
INTERNATIONAL

By Location

TOTAL = 423

Cumulative Value = **USD \$290.7 billion**

As of March 31, 2025



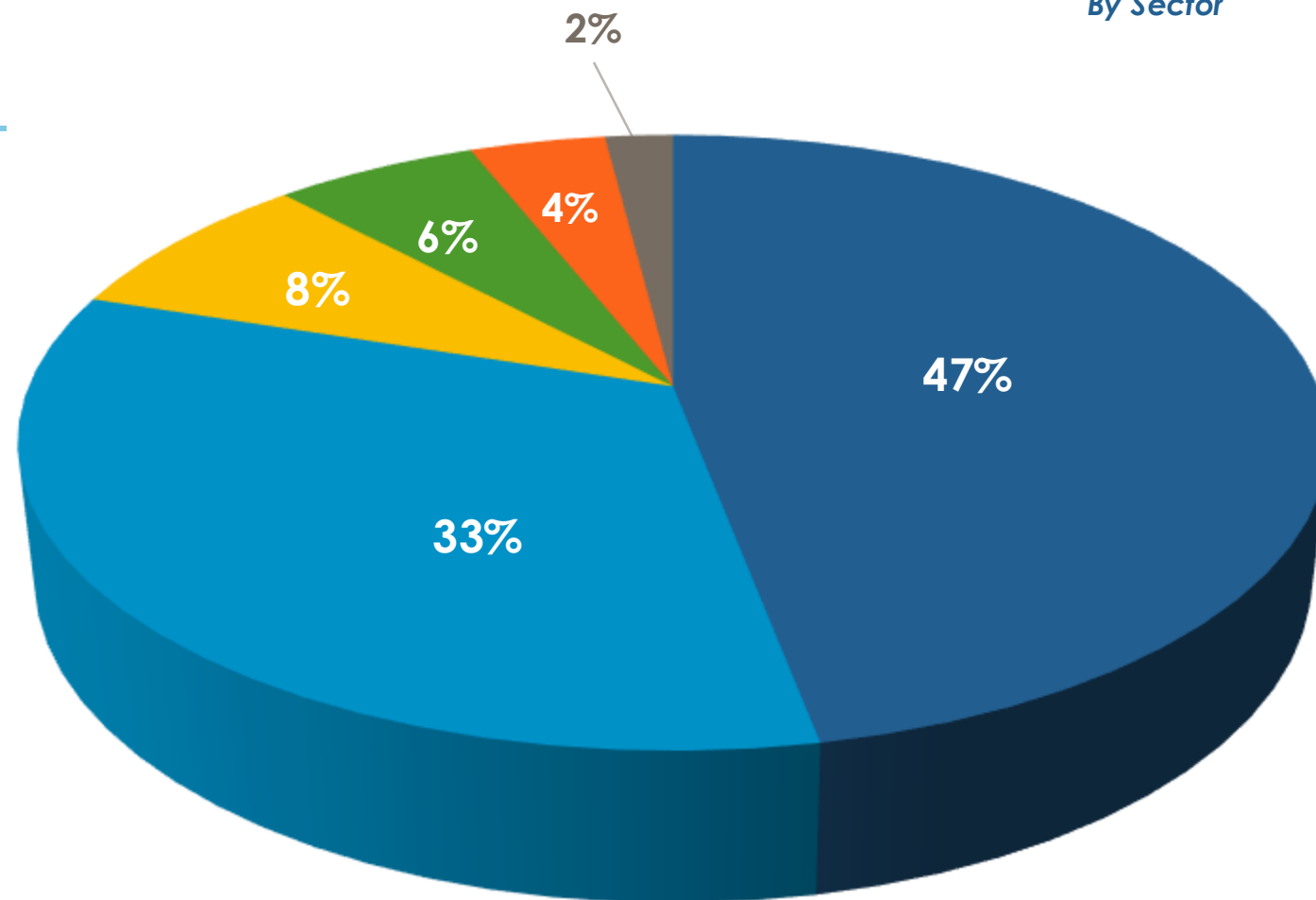
Registered, under review & complete

Envision Projects

TOTAL = 423

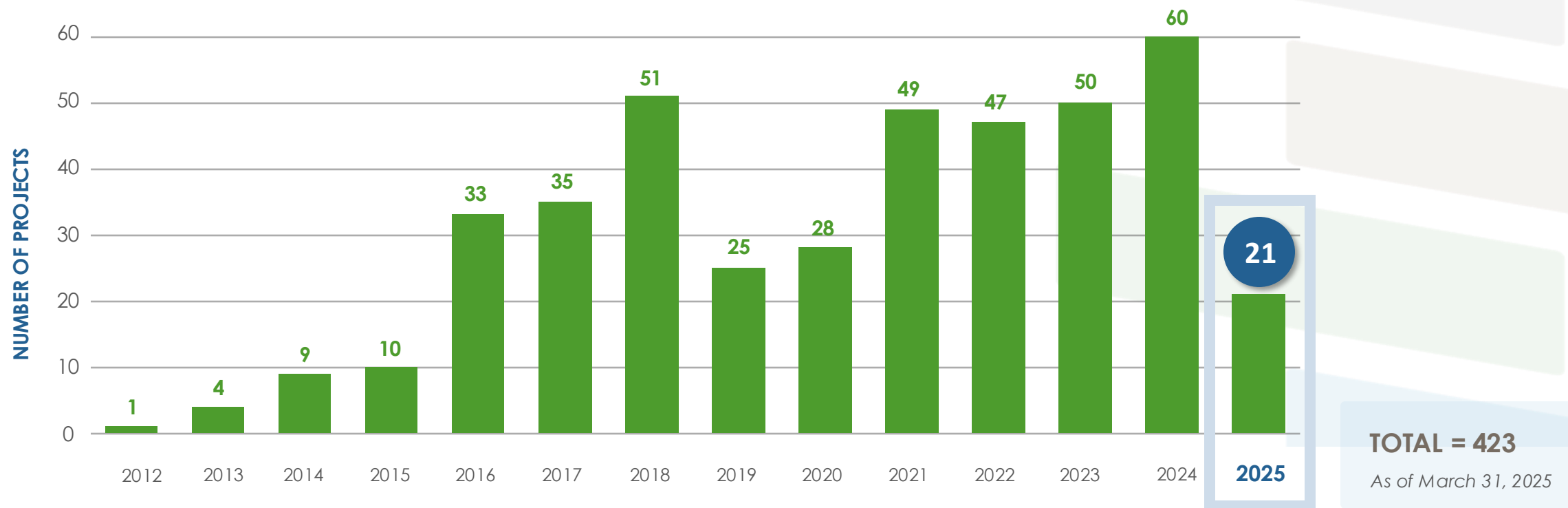
Cumulative Value = **USD \$290.7 billion**

As of March 31, 2025



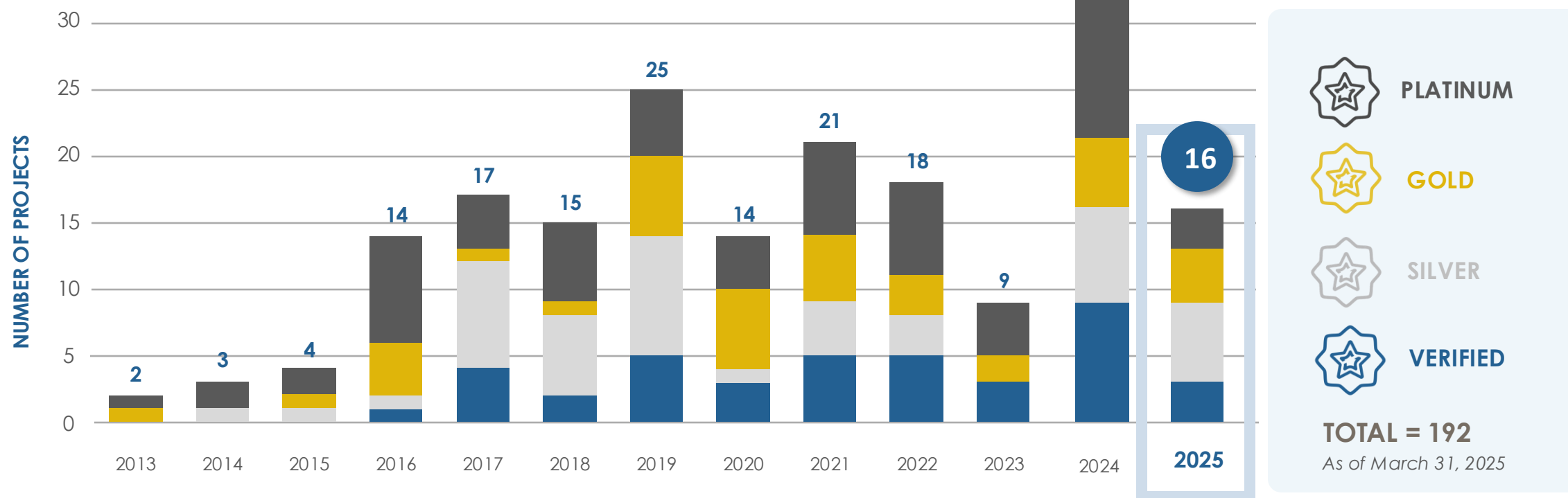
Registered, under review & complete

Envision Project Registrations



Envision Awards Announced

Per ISI policy, unless otherwise arranged, projects are announced within 90 days of project team award acceptance. For more information, reference the online project directory and downloadable list of Envision Verified Projects.



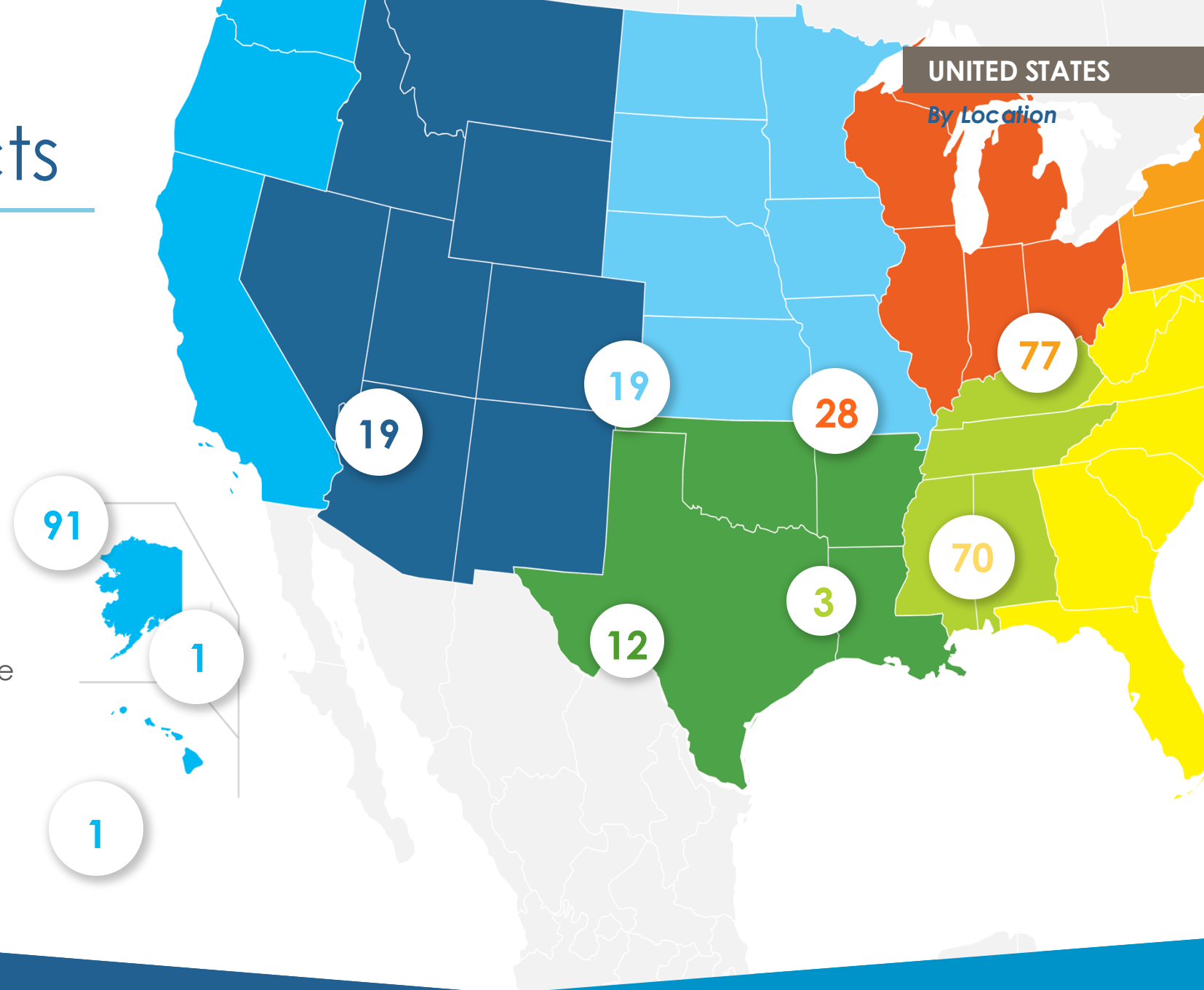
Envision Projects

TOTAL = 321

Cumulative Value = **USD \$193 billion**

As of March 31, 2025

Registered, under review & complete

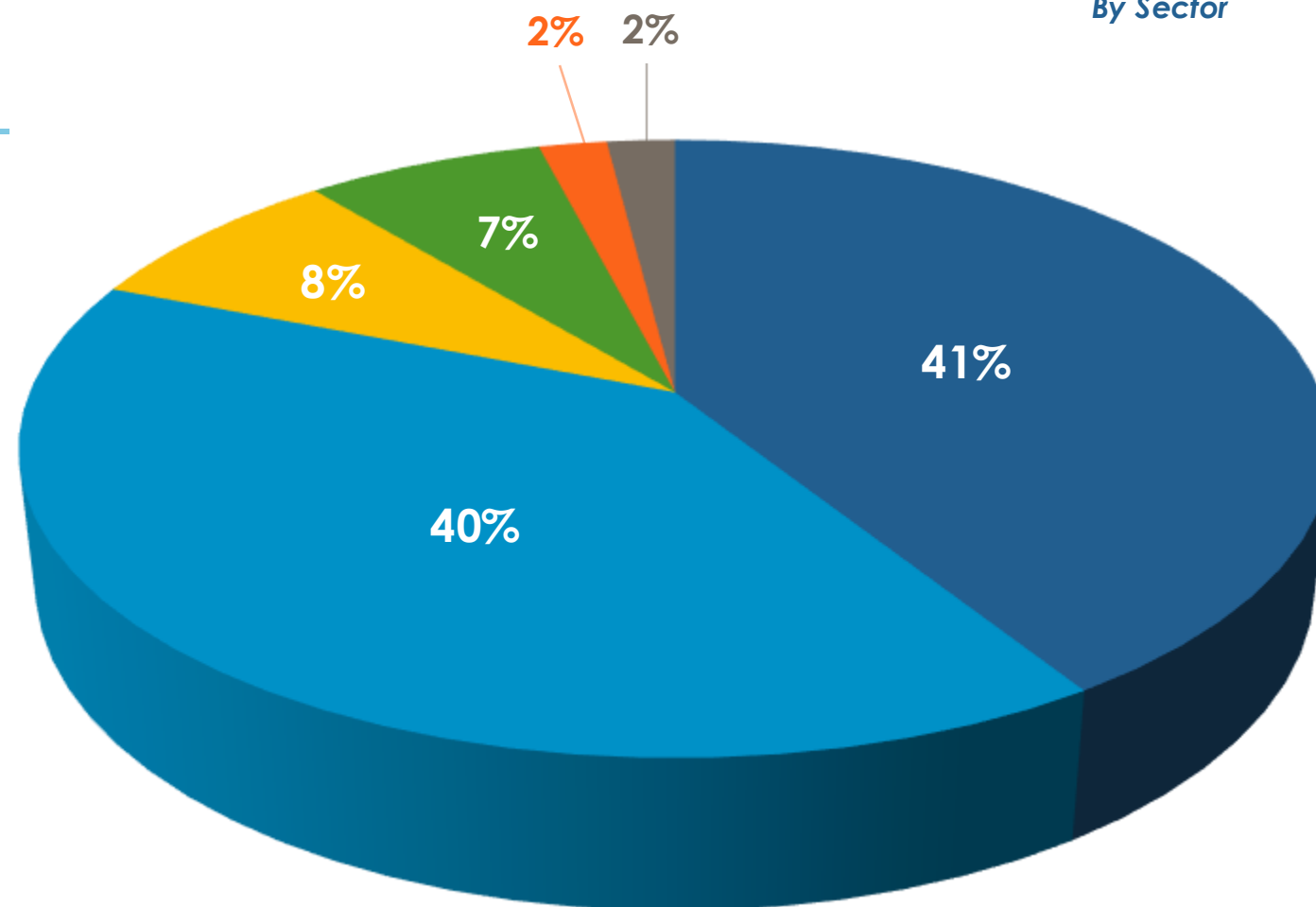


Envision Projects

TOTAL = 321

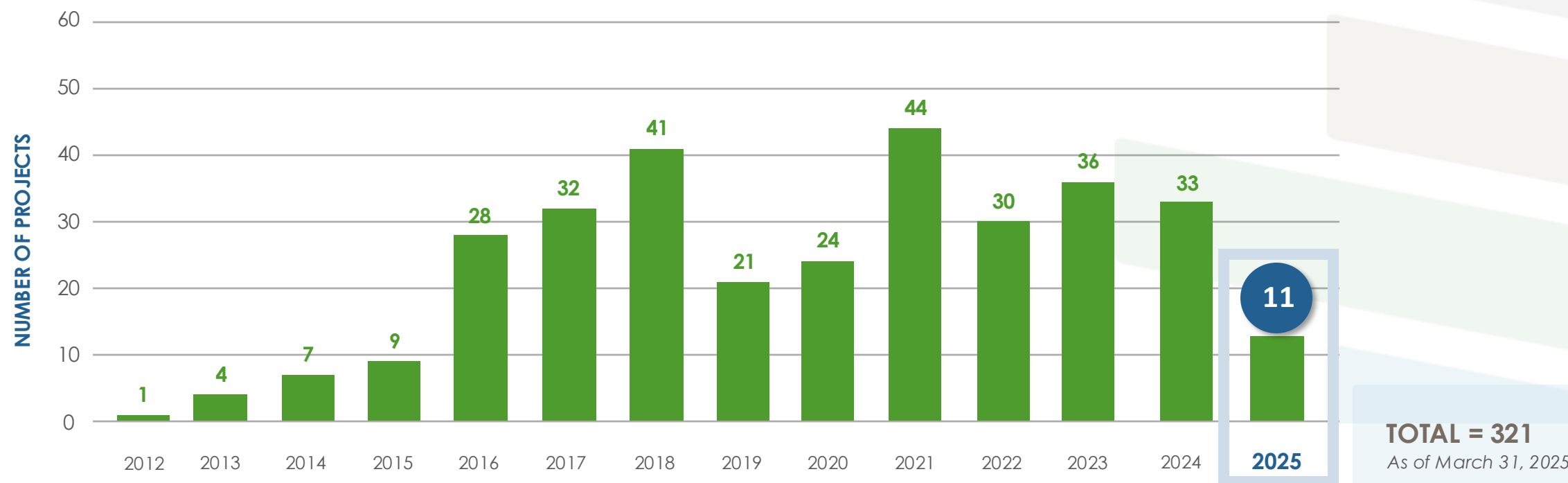
Cumulative Value = **USD \$193 billion**

As of March 31, 2025



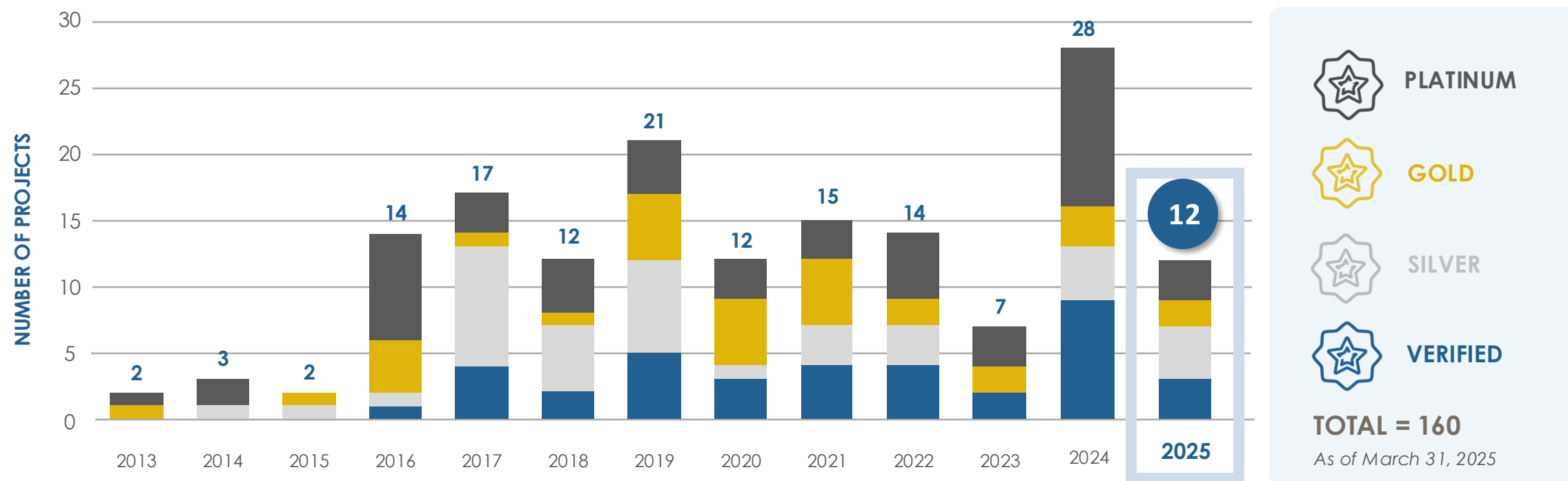
Registered, under review & complete

Envision Project Registrations



Envision Awards Announced

Per ISI policy, unless otherwise arranged, projects are announced within 90 days of project team award acceptance. For more information, reference the online project directory and downloadable list of Envision Verified Projects.



Envision Projects

CANADA

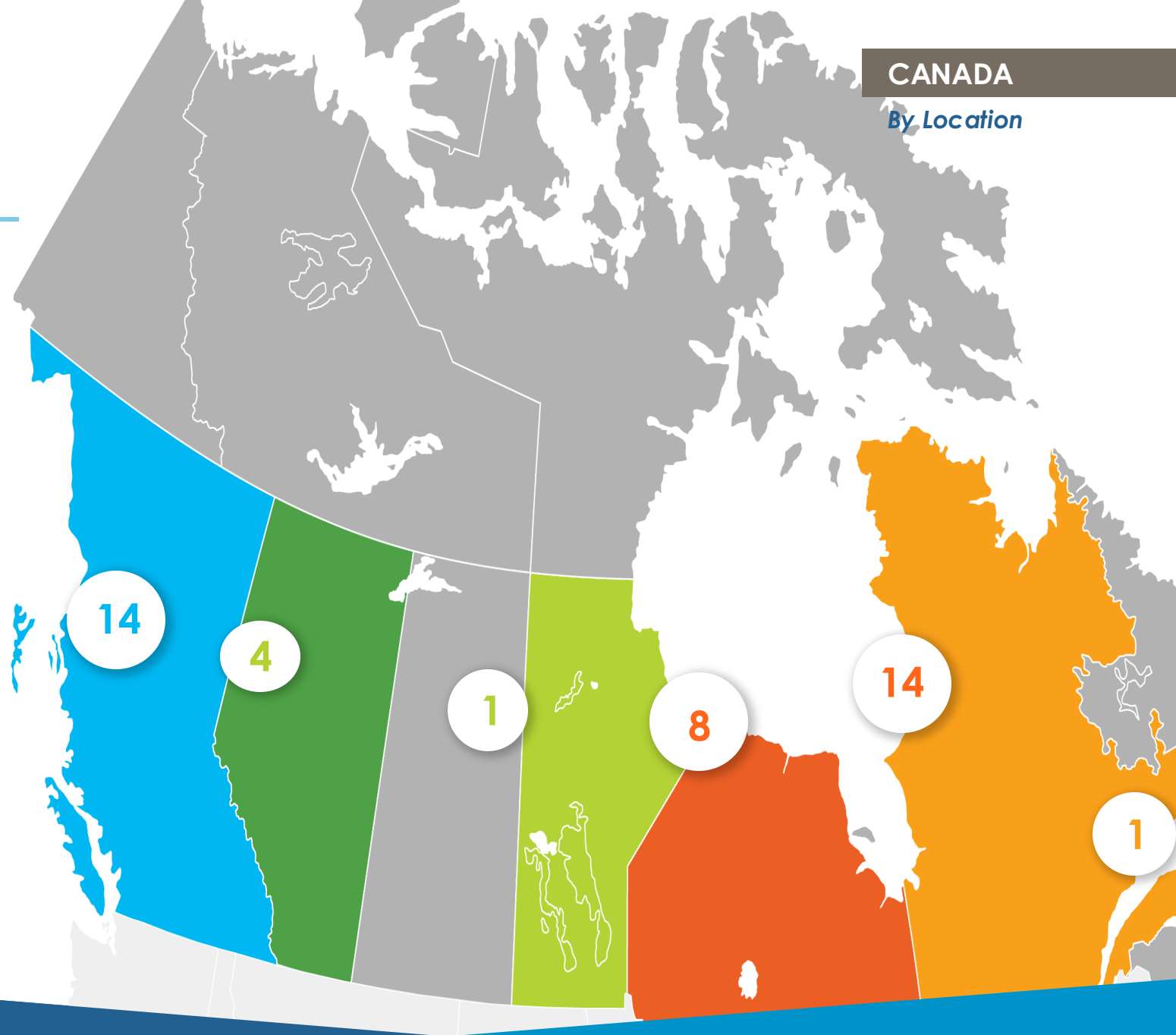
By Location

TOTAL = 42

Cumulative Value = **CAD \$22 billion**

As of March 31, 2025

Registered, under review & complete

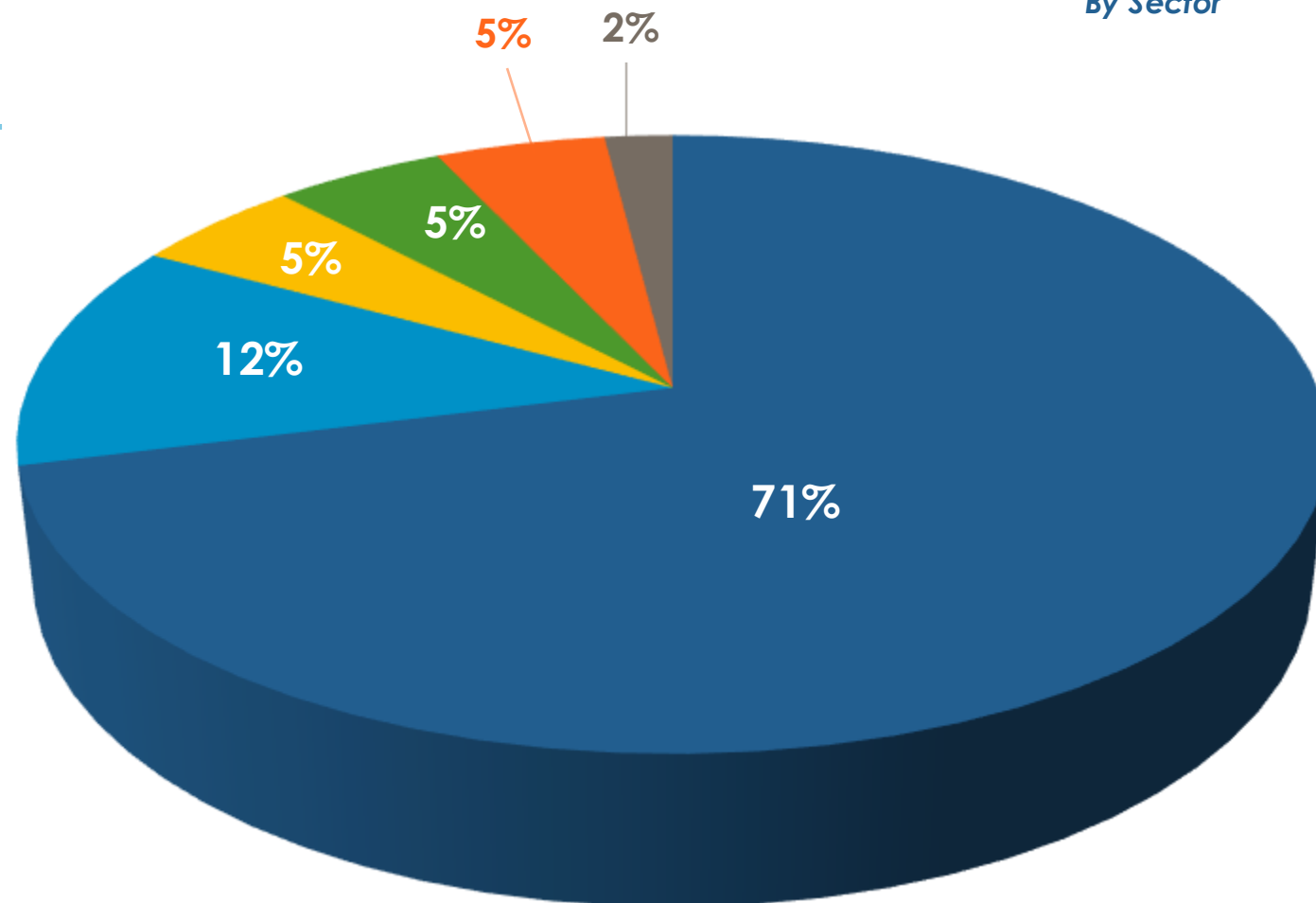


Envision Projects

TOTAL = 41

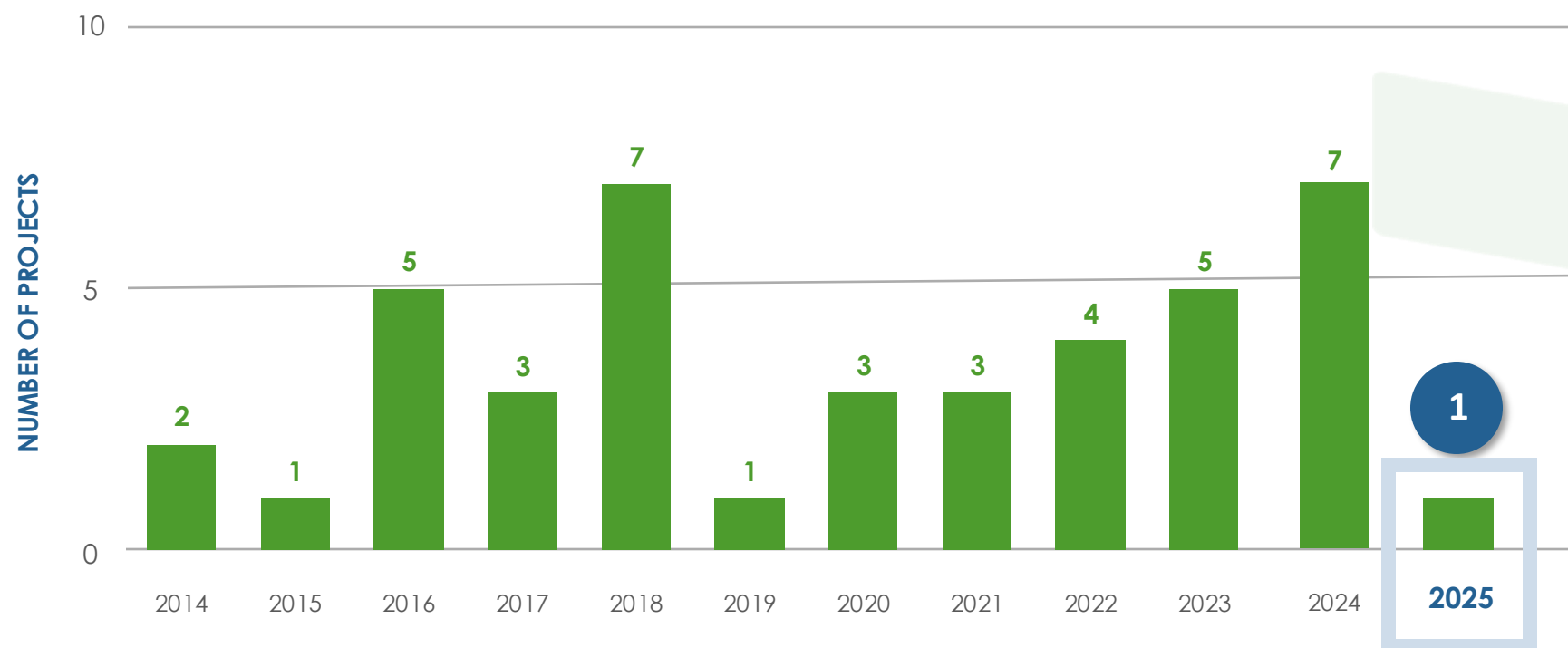
Cumulative Value = **CAD \$22 billion**

As of March 31, 2025



Registered, under review & complete

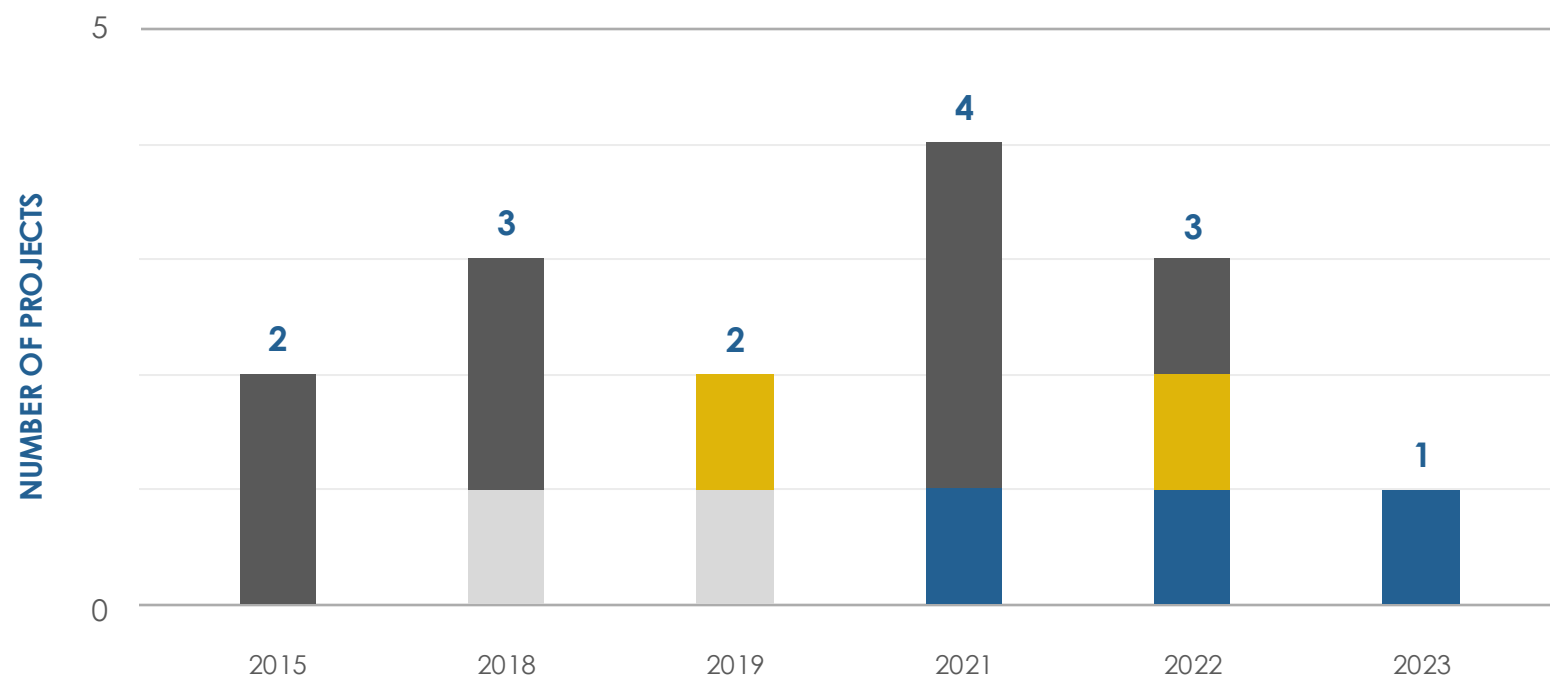
Envision Project Registrations

**TOTAL = 42**

As of March 31, 2025

Envision Awards Announced

Per ISI policy, unless otherwise arranged, projects are announced within 90 days of project team award acceptance. For more information, reference the online project directory and downloadable list of Envision Verified Projects.



TOTAL = 15

As of March 31, 2025

Envision Awards 2025 Q1



- **Bee Ridge Water Reclamation Facility** (Sarasota County, FL, USA)
- **City of Sarasota's Lift Station 87** (Sarasota, FL, USA)
- **Times Square Shuttle** (New York, NY, USA)
- **Bellosguardo Service Area** (Barberino di Mugello, Toscana, Italy)
- * **Creston Solar Project** (Creston, IA, USA)
- * **Reconstruction of Power Distribution at Wards Island WRRF**
(New York, NY, USA)
- * **Chlorination Upgrades and Structural Slab Rehabilitation at Hunts Point WRRF** (Bronx, NY, USA)

* *Formal announcement to come*

Envision Awards 2025 Q1



- ***Construction of Dechlorination Facilities at Oakwood Beach WWTP** (Staten Island, NY, USA)
- ***Hannah Street Wastewater Pumping Station** (Staten Island, NY, USA)
- **Autostrada A13 Bologna – Ferrara** (Bologna-Ferrara, Italy)
- ***Collegamento ferroviario con l'Aeroporto Venezia** (Venice, Italy)
- ***Wever Solar Project** (Wever, IA, USA)
- ***Replacement of Baptist Church Road Bridge Project** (Yorktown, NY, USA)
- ***Stazione di Ponte nelle Alpi – Polpet** (Ponte nelle Alpi, Veneto, ITALY)

** Formal announcement to come*

Envision Awards 2025 Q1



- ***95 Express Lanes Fredericksburg Extension** (Stafford County, VA, USA)
- ***Raleigh-Durham International Airport Park Economy 3 Expansion Project** (Morrisville, NC, USA)

** Formal announcement to come*

Bee Ridge Water Reclamation Facility

Sarasota County, FL, USA

Envision Gold 2025



Institute for
Sustainable
Infrastructure

City of Sarasota's Lift Station 87

City of Sarasota, FL, USA

Envision Silver 2025



Institute for
Sustainable
Infrastructure

Times Square Shuttle

New York, NY, USA

Envision Verified 2025



Institute for
Sustainable
Infrastructure

Bellosguardo Service Area

Barberino di Mugello, Toscana, Italy

Envision Gold 2025



Institute for
Sustainable
Infrastructure

Autostrada A13 Bologna – Ferrara

Bologna-Ferrara, Italy

Envision Silver 2025



Institute for
Sustainable
Infrastructure

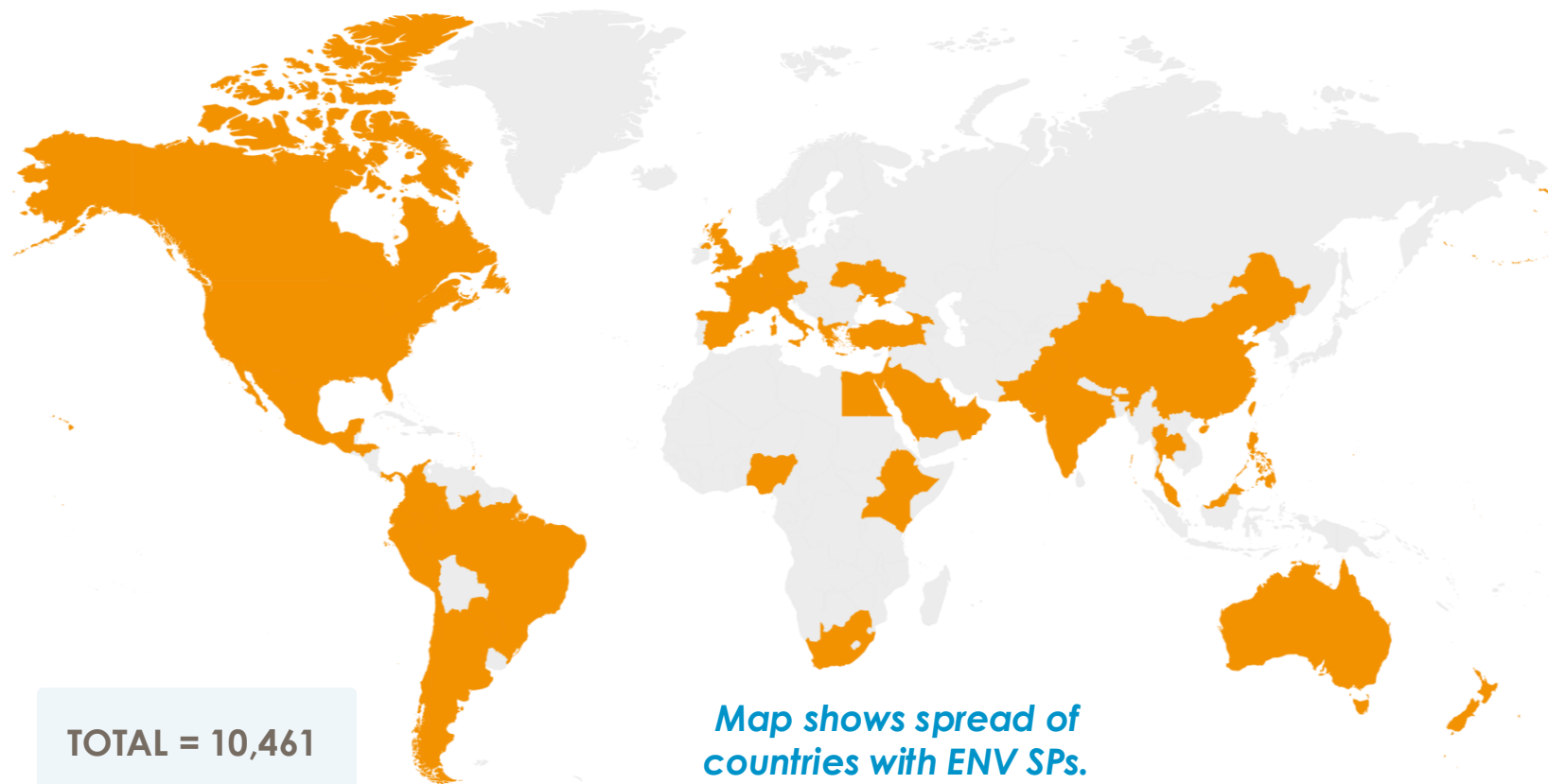
3 Envision By the Numbers

EDUCATION & CREDENTIALING

Current ENV SPs

TOP 10 COUNTRIES

Country	ENV SPs
United States	7763
Canada	900
Italy	742
China	422
Saudi Arabia	179
Spain	74
India	50
U.A.E.	47
Columbia	43
Pakistan	37



TOTAL = 10,461

As of March 31, 2025

Current ENV SPs

U.S. & CANADA

By Location

TOP 10 JURISDICTIONS

State or Province	ENV SPs
California	887
New York	489
Texas	439
Florida	322
Virginia	205
New Jersey	188
Missouri	153
Washington	142
Pennsylvania	138
Massachusetts	132

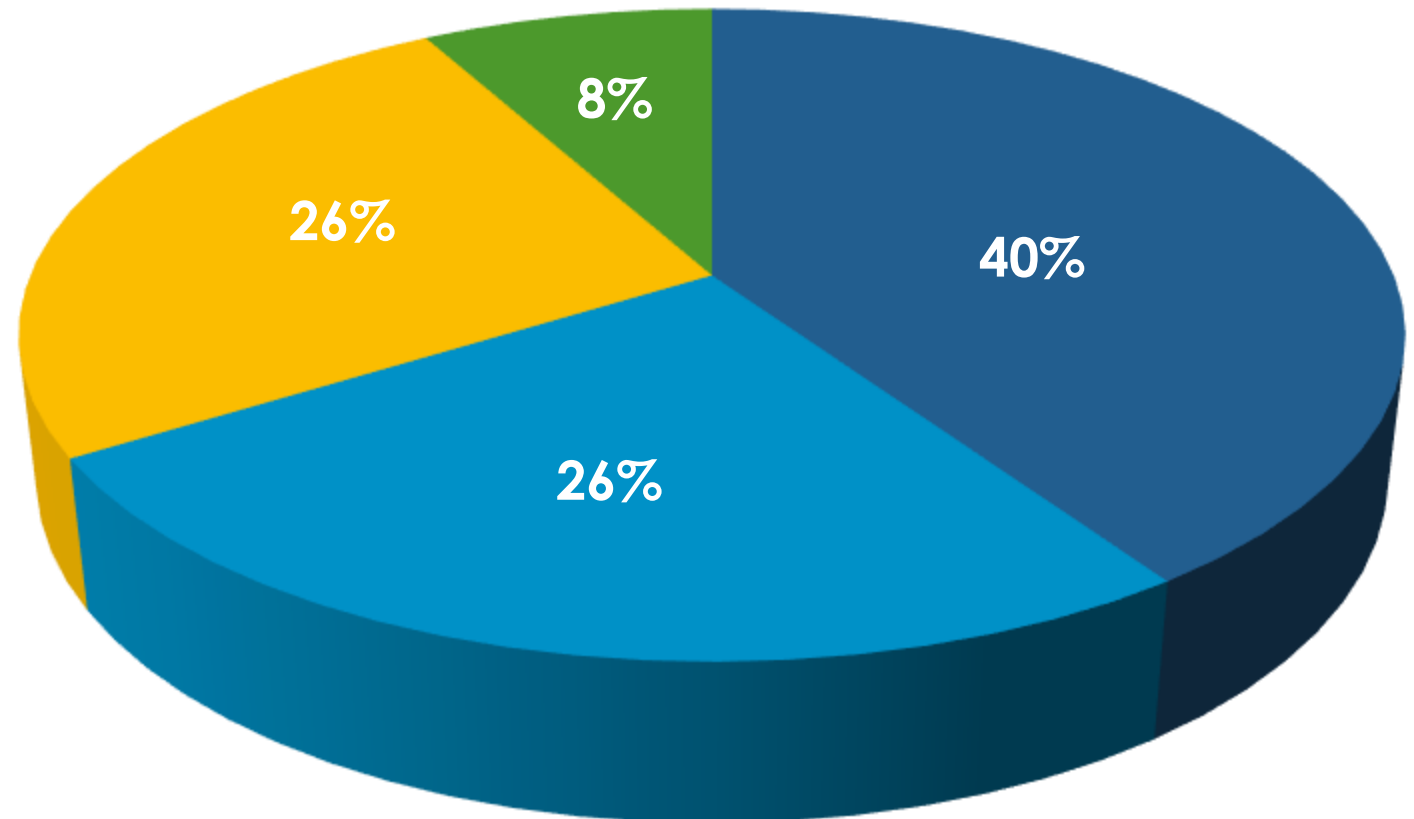


Current ENV SPs

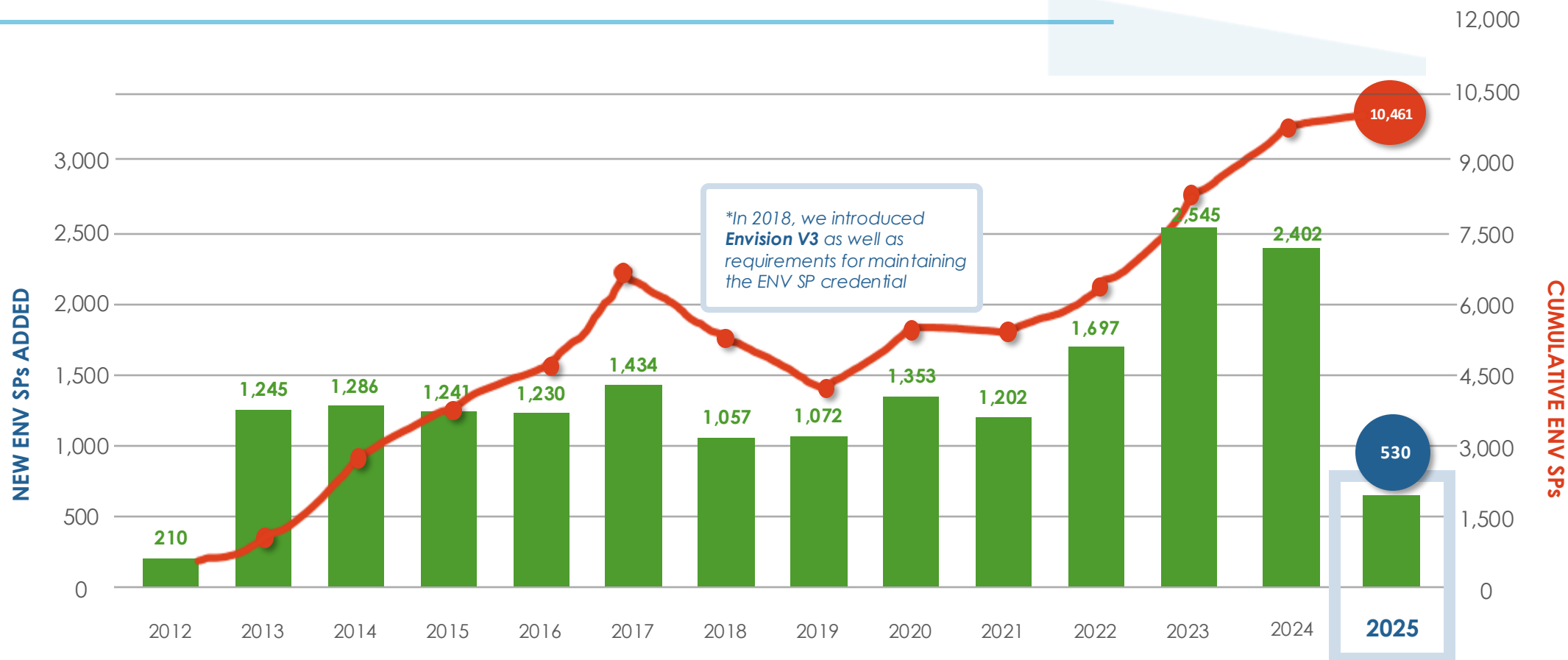
TOTAL = 10,461

As of March 31, 2035

- Companies & Associations
- Individuals
- Public Agencies
- Academic Institutions



New ENV SP Growth



Recent Webinars & Live Events



February 19, 2025

WEBINAR: Practical Approaches for
Reaching Carbon Neutrality with Your
Construction Materials

(presented by Lindsey Geiger, Joshua Gilman,
Tiffany Reed-Villareal, and Jim Mack)



March 12, 2025

WEBINAR: Envision Protocol and European
Regulation

(presented by Anna Brambilla, Silvia Ciraci,
and Sara Frisiani)

4 Envision By the Numbers

MEMBERS & SUPPLIERS

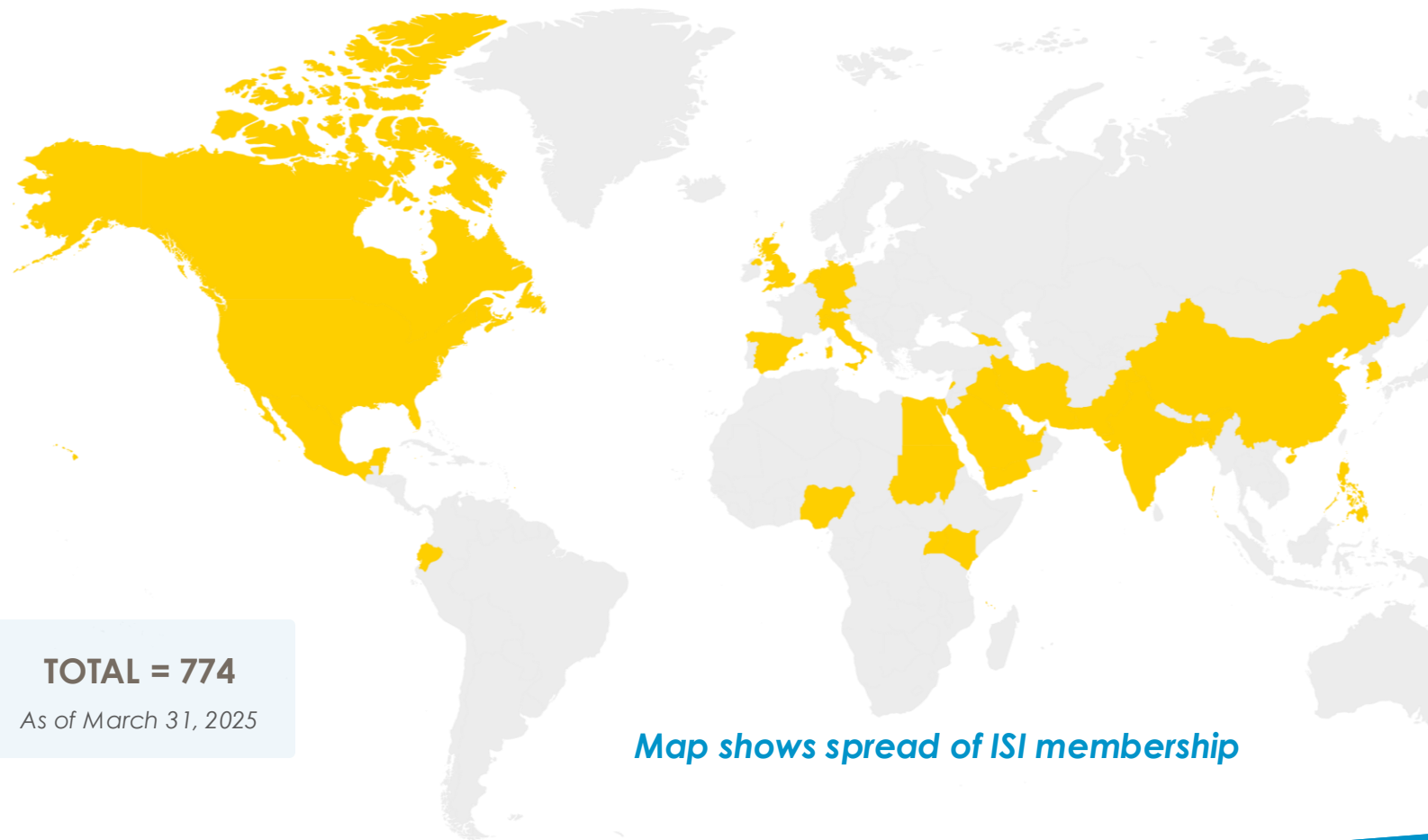
Current Organizational Members

TOP 10 COUNTRIES WITH 3+ MEMBERS

Country	Totals
United States	609
Canada	82
India	10
Egypt	6
Saudi Arabia	5
Pakistan	5
United Kingdom	4
Kenya	3
Turkey	3

TOTAL = 774

As of March 31, 2025



Map shows spread of ISI membership



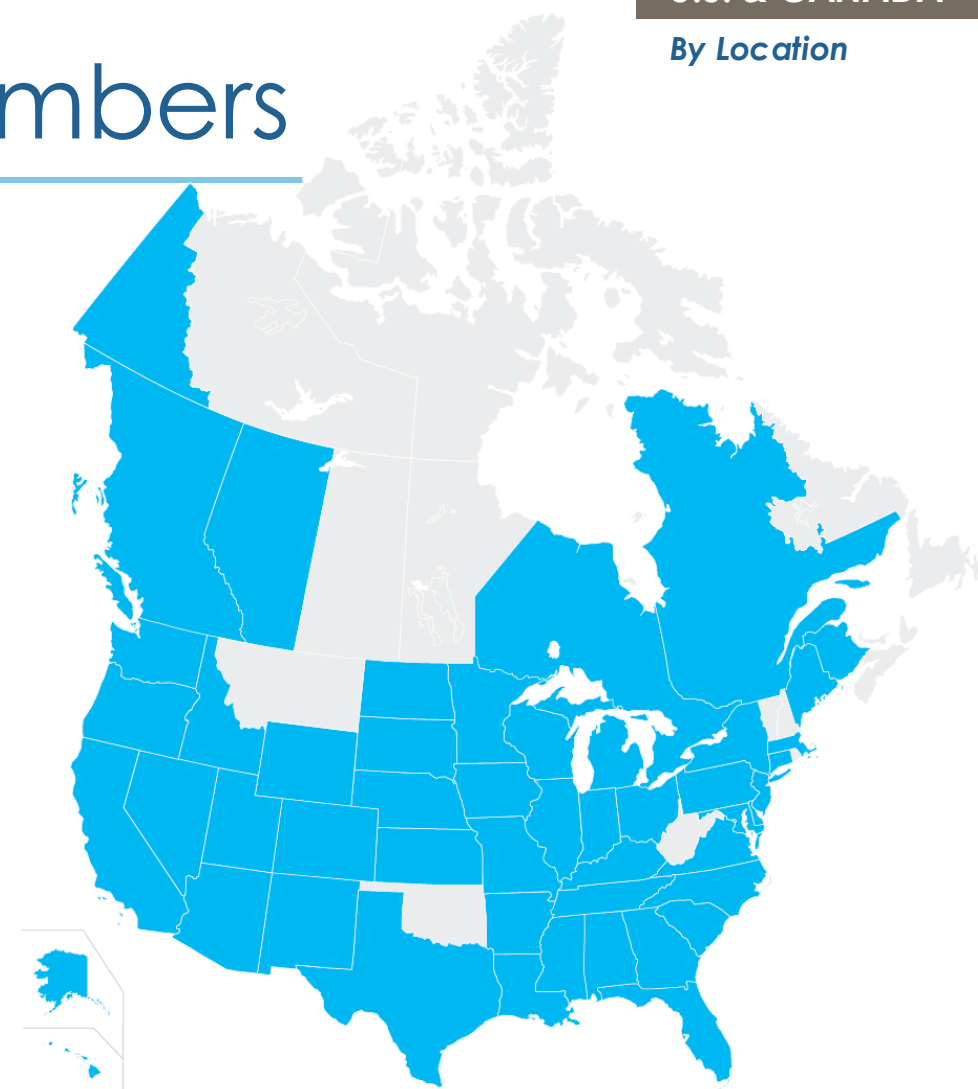
Current Organizational Members

TOP 10 JURISDICTIONS

State or Province	Totals
California	90
Florida	58
Texas	51
New York	38
Virginia	28
Ontario	24
Colorado	24
Massachusetts	23
Washington	22
District of Columbia	20

TOTAL = 774

As of March 31, 2025



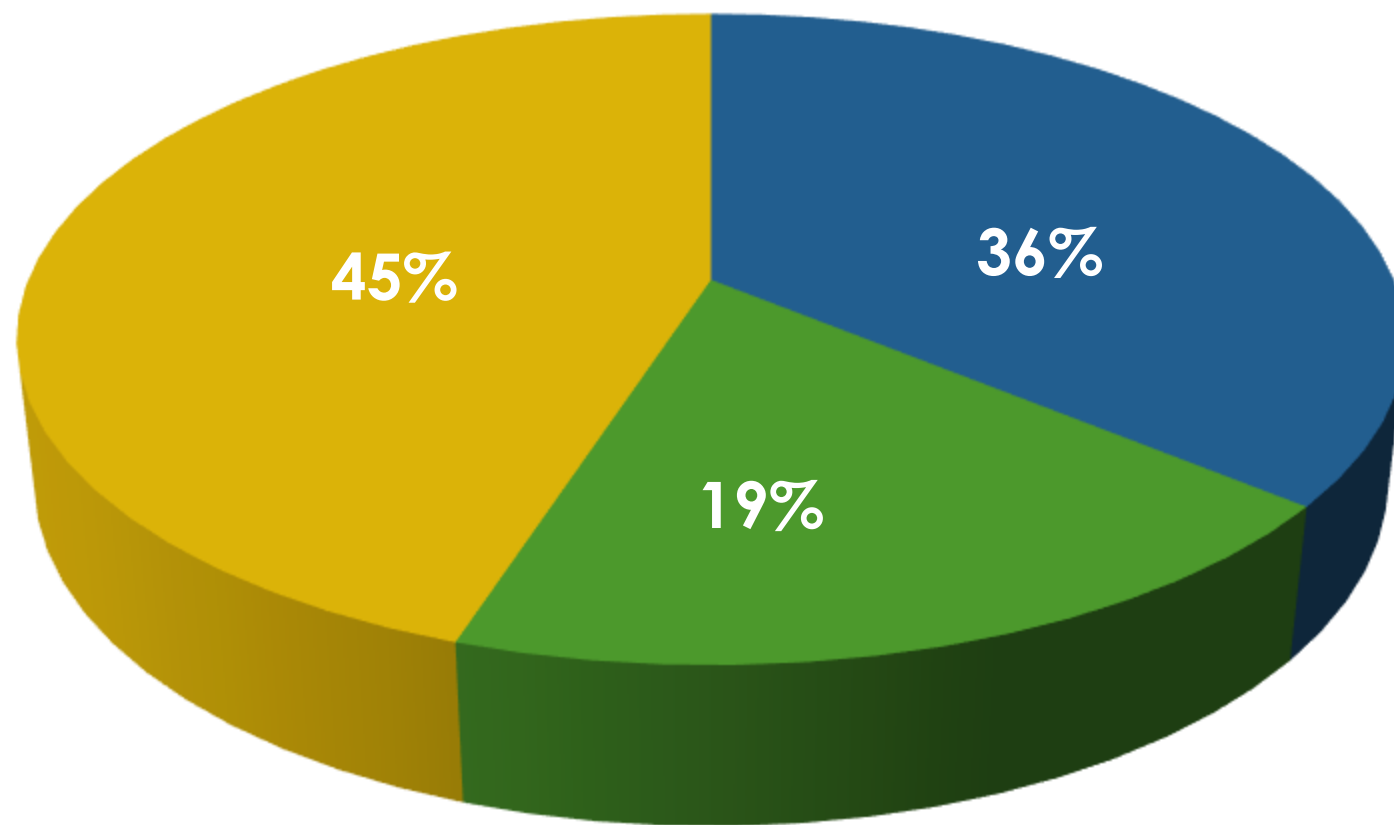
*Approximate map showing states and provinces
that have ISI organizational members*

Current Organizational Members

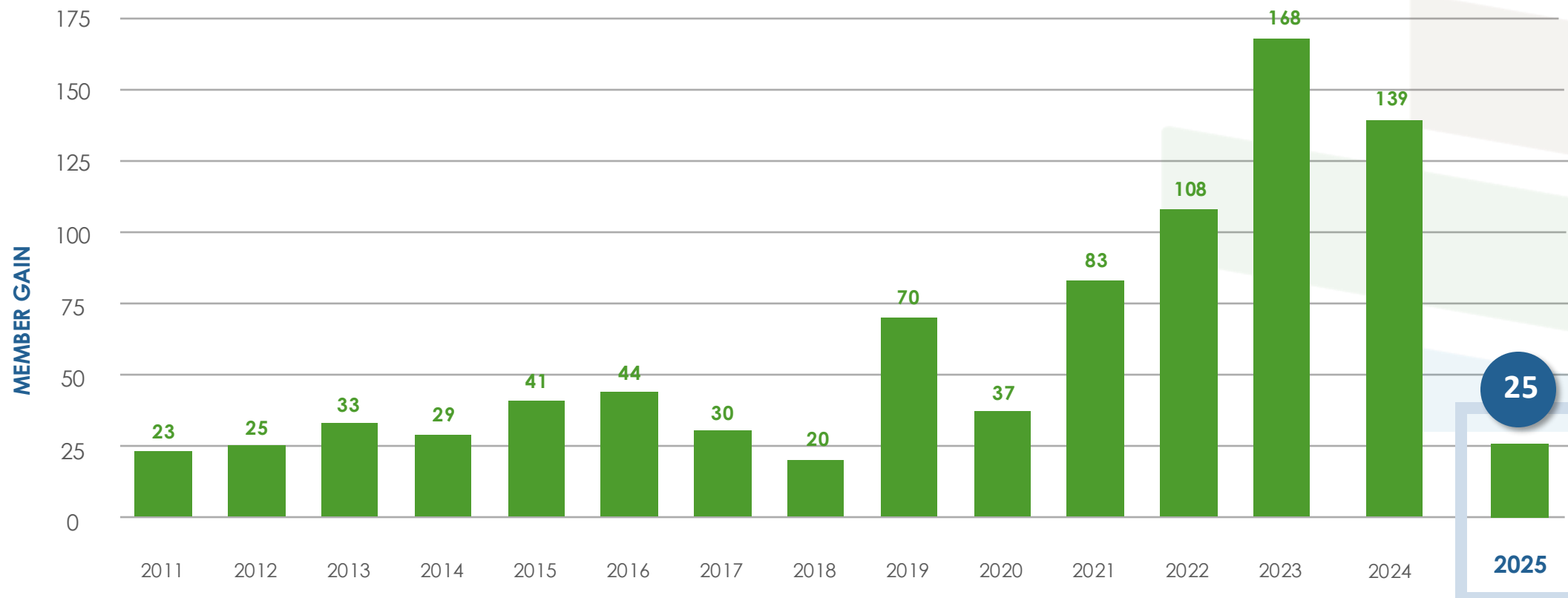
TOTAL = 774

As of March 31, 2025

- Companies & Associations
- Public Agencies
- Academic Institutions



New Organizational Member Growth



New Organizational Members

Visit our website for a complete list of members

PUBLIC AGENCIES

United States:

Capital Region Planning Commission (LA)
City of Fair Oaks Ranch (TX)
City of Los Angeles Dept of City Planning (CA)
Dorchester County (SC)
New Mexico Department of Transportation (NM)
Metropolitan Washington Airports Authority (DC)
Washington Suburban Sanitary Commission (MD)

Canada:

City of Leduc (AB)
Rural Municipality of Edenwold (SK)

International:

Guatemala GBC (Guatemala)
Kenya Green Building Society (Kenya)

COMPANIES & ASSOCIATIONS

United States:

Agility Engineering & Management, Inc. (TX)
Fonroche Lighting America (TX)
Muller Engineering Company (CO)
Parrish & Sons Construction (MO)
Shane Trucking & Excavating, Inc. (TN)
Traylor Bros., Inc. (IN)
Wilmot Inc. (TN)

Canada:

Mantle Developments (ON)

ACADEMIC INSTITUTIONS

United States:

The Cooper Union (NY)
Johns Hopkins University (MD)
The New School (NY)
Penn State University (PA)
Rice University (TX)
University of Utah (UT)

Thank You!

info@sustainableinfrastructure.org

sustainableinfrastructure.org

Visit sustainableinfrastructure.org/next-steps or scan the QR code for ways to engage with us

- Learn about membership benefits
- Sign up for our monthly newsletter
- Explore ENV SP training & exam
- And more!
- Find Envision verification guidance

