

Envision **BY THE NUMBERS**

Q2-2025

Purpose

To equip Envision Sustainability Professionals (ENV SPs) and other champions for sustainable infrastructure with Envision stats and graphs, which may be used to support presentations on Envision, business cases, etc.

This PowerPoint presentation shall be updated quarterly each year in January, April, July, and October.

Please credit ISI.

Questions? *Please direct them to info@sustainableinfrastructure.org*

What's Inside

1. Founders & Global Partners
2. **Envision By the Numbers:**
Project Verification & Awards
3. **Envision By the Numbers:**
Education & Credentialing
4. **Envision By the Numbers:**
Members & Suppliers



ENVISION™

1 Founders & Global Partners

Institute for Sustainable Infrastructure (ISI)

Education and research nonprofit (501c3) based in Washington, D.C.

Founded in 2010 by ACEC, APWA, and ASCE



Collaborated with the then **Zofnass Program for Sustainable Infrastructure at the Harvard Graduate School of Design** to develop a sustainability rating system for infrastructure. The first version of the **Envision Sustainable Infrastructure Framework** was introduced in 2012.



The now **Zofnass Research Program** moved from Harvard to ISI in 2022 to support ongoing industry research, development, and application.



ISI Global Activity

Canada

[Canadian Society for Civil Engineering](#) (CSCE)

Chile

[Chile Green Building Council](#) (GGC)

China

In-country representative office

Colombia

[Consejo Colombiano de Construcción Sostenible](#)
([CCCCS](#)) (CCCCS)

East Africa

[Miundo Misingi Hub](#)

Guatemala

[Guatemala Green Building Council](#) (GGGC)

Italy

[Institute for Certification and Quality Branding](#)
[for Products and Services for Construction](#)
(ICMQ)

Mexico

[Federación Mexicana de Colegios de](#)
[Ingenieros Civiles](#) (FEMCIC)

Spain

[Tecniberia](#) and [Colegio de Ingenieros de](#)
[Camino, Canales y Puertos](#) (CICCP)

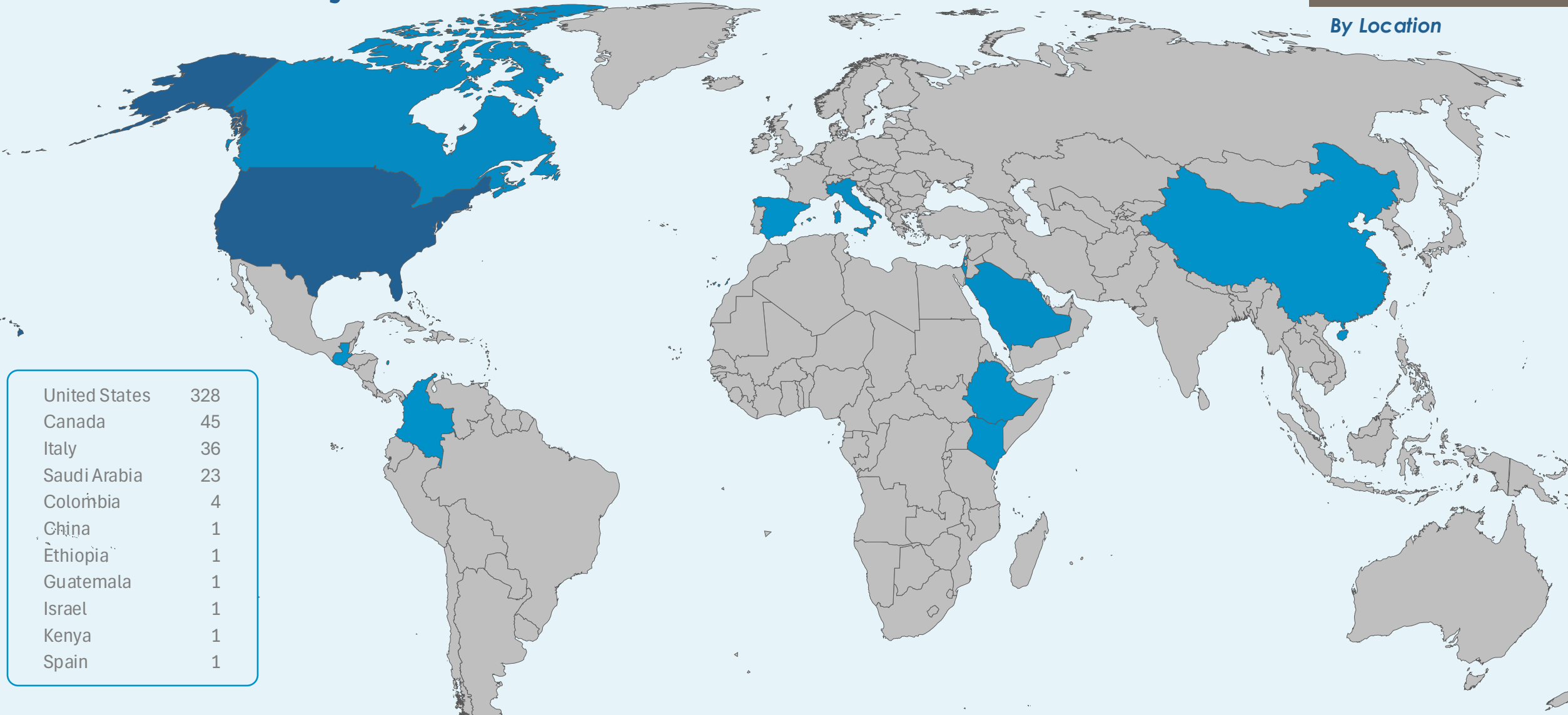
2 Envision By the Numbers

PROJECT VERIFICATION & AWARDS

Envision Projects

INTERNATIONAL

By Location



TOTAL = 441 | Cumulative Value = USD \$304 billion

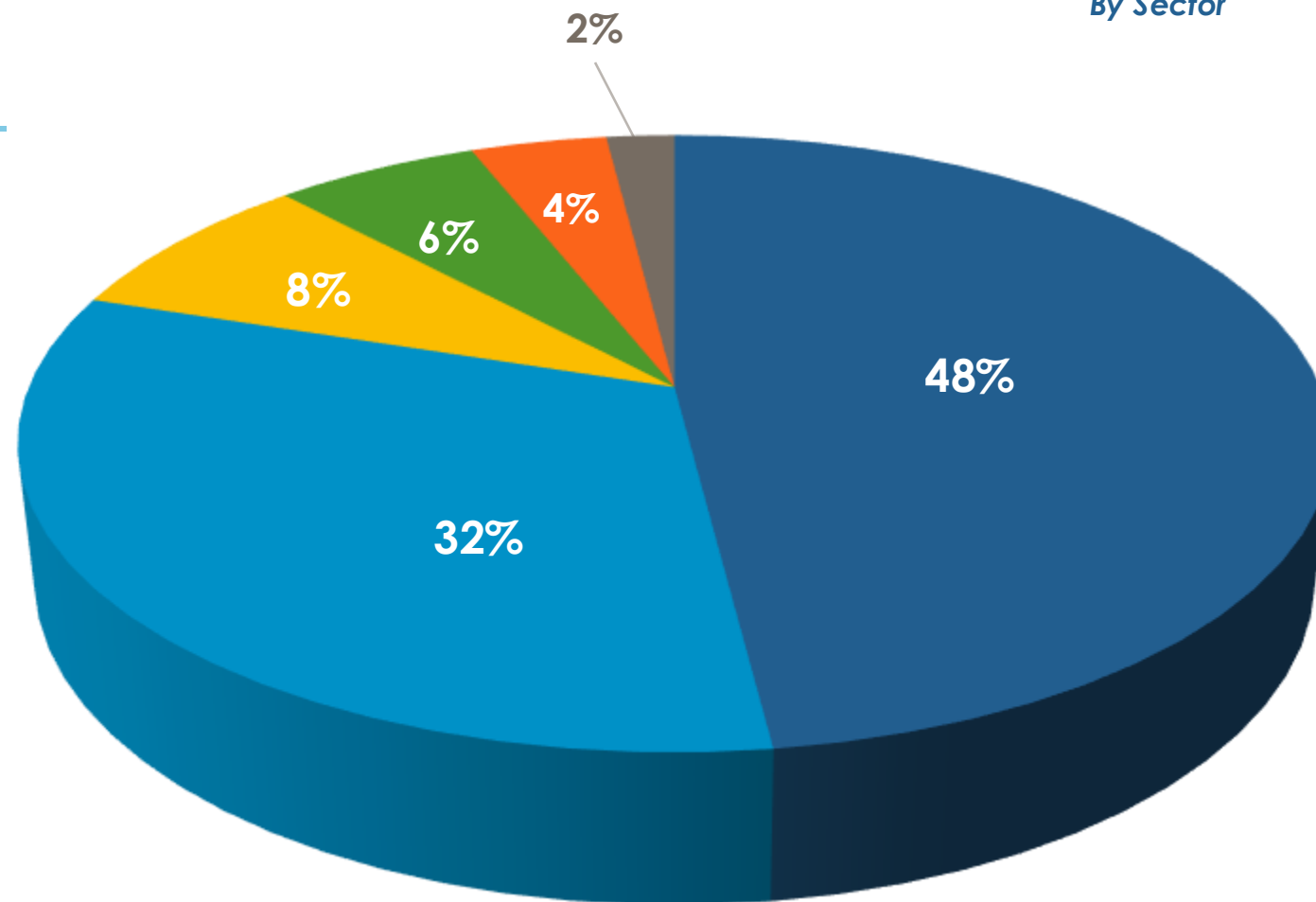
Registered, under review & complete | as of June 30, 2025

Envision Projects

TOTAL = 441

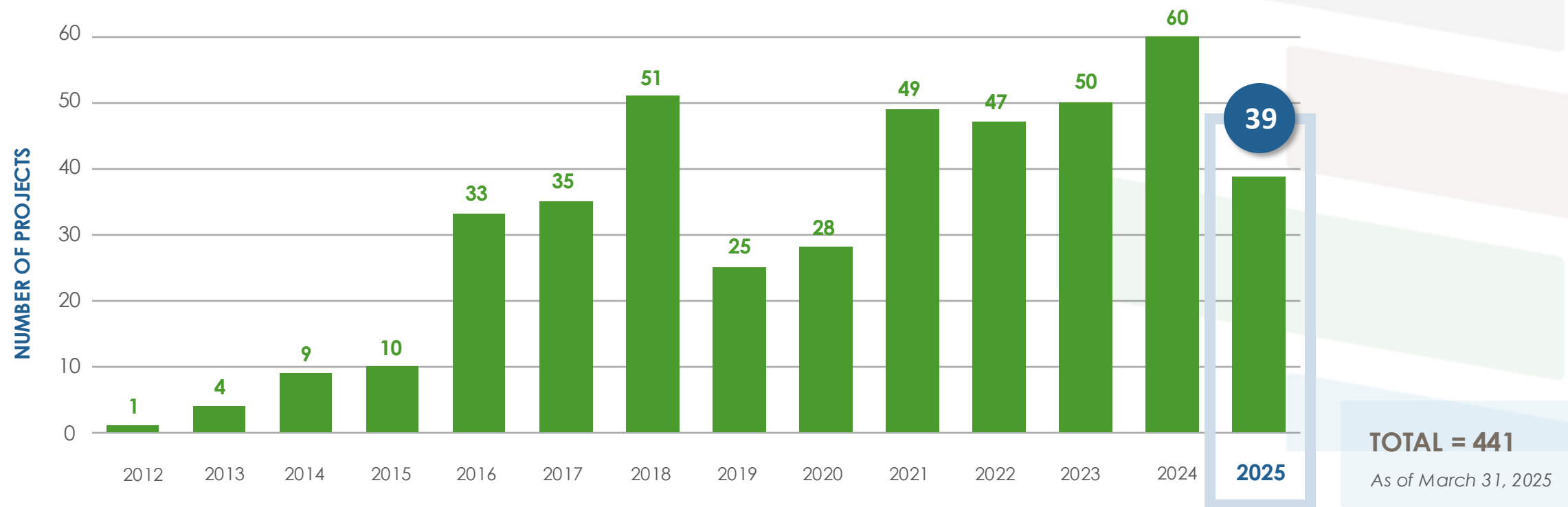
Cumulative Value = **USD \$304 billion**

As of June 30, 2025



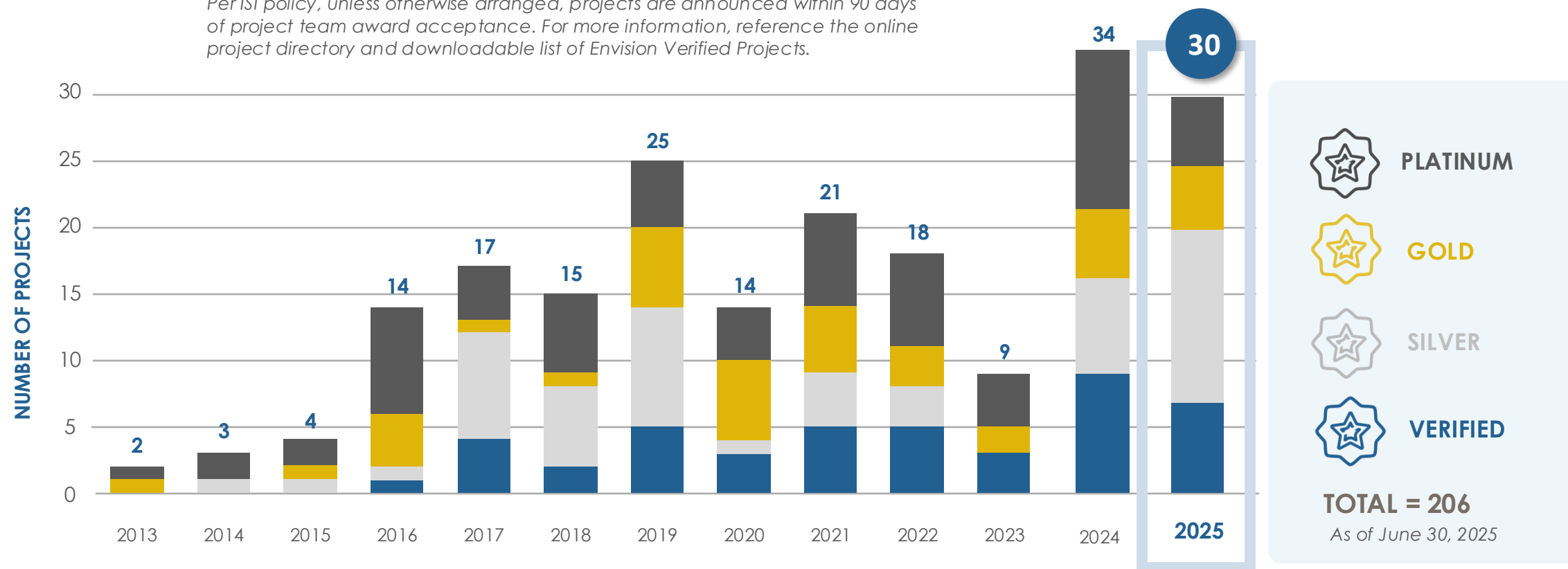
Registered, under review & complete

Envision Project Registrations



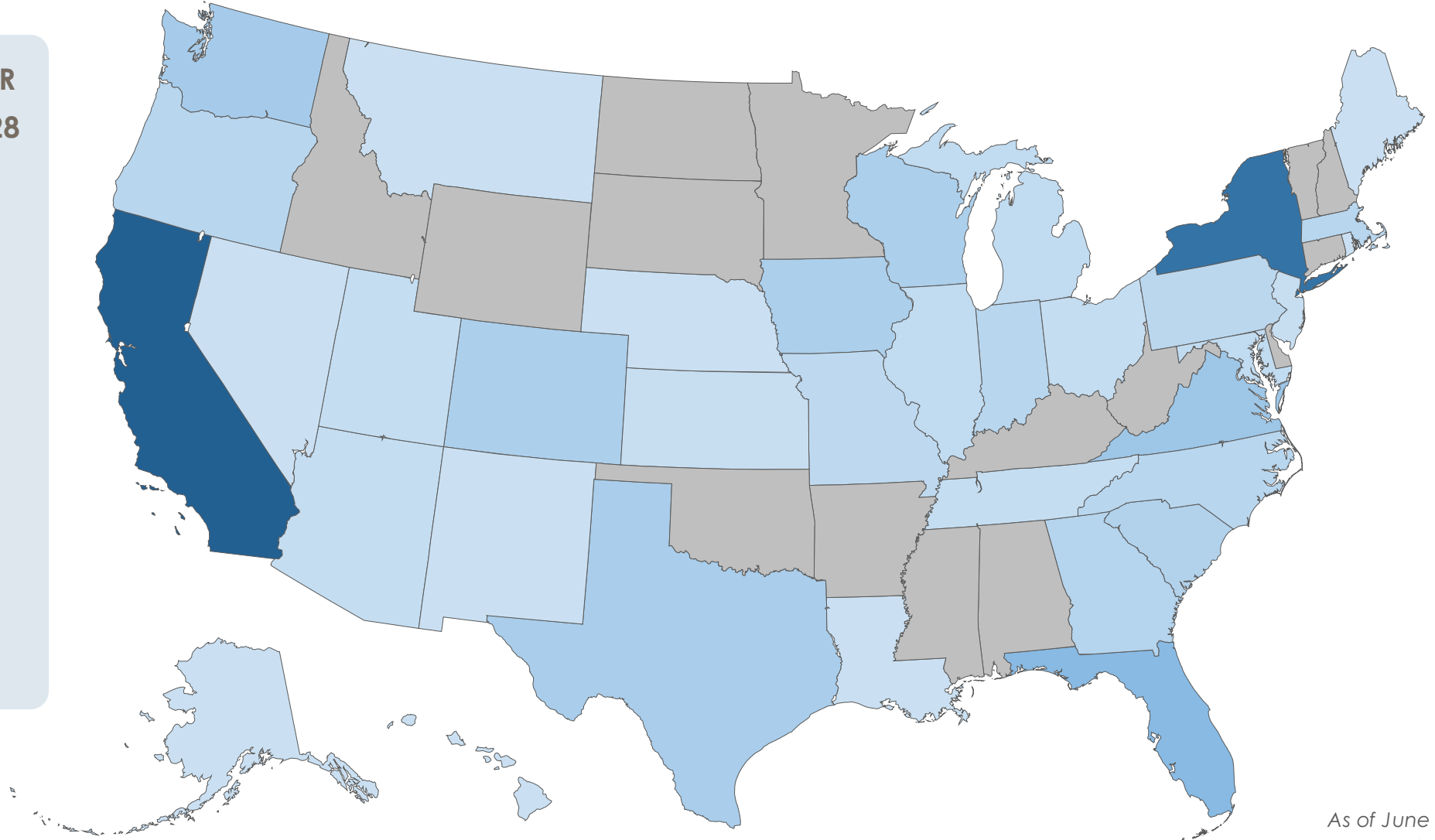
Envision Awards Announced

Per ISI policy, unless otherwise arranged, projects are announced within 90 days of project team award acceptance. For more information, reference the online project directory and downloadable list of Envision Verified Projects.



By Location

Cumulative Value =
USD \$198.8 billion



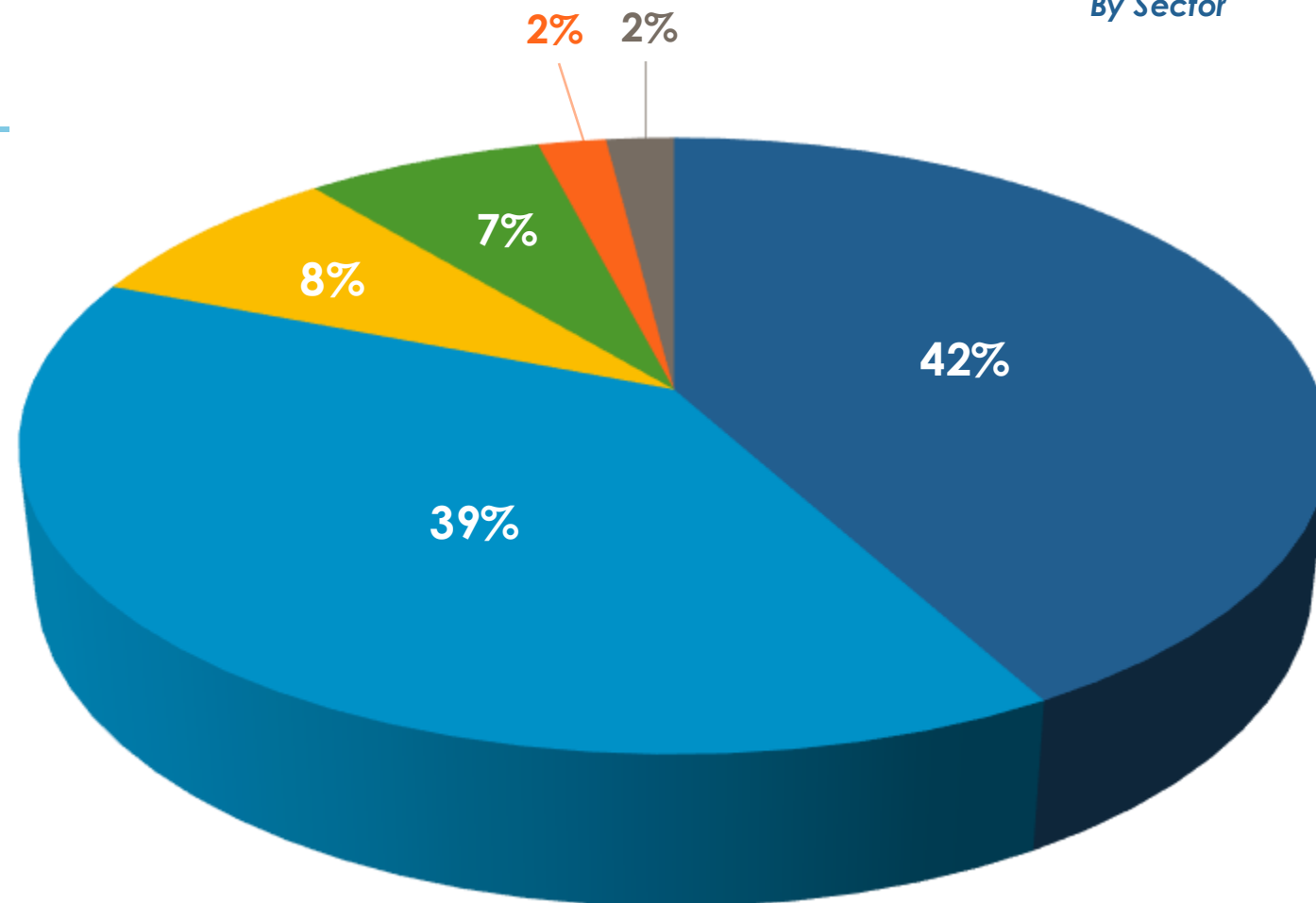
As of June 30, 2025

Envision Projects

TOTAL = 328

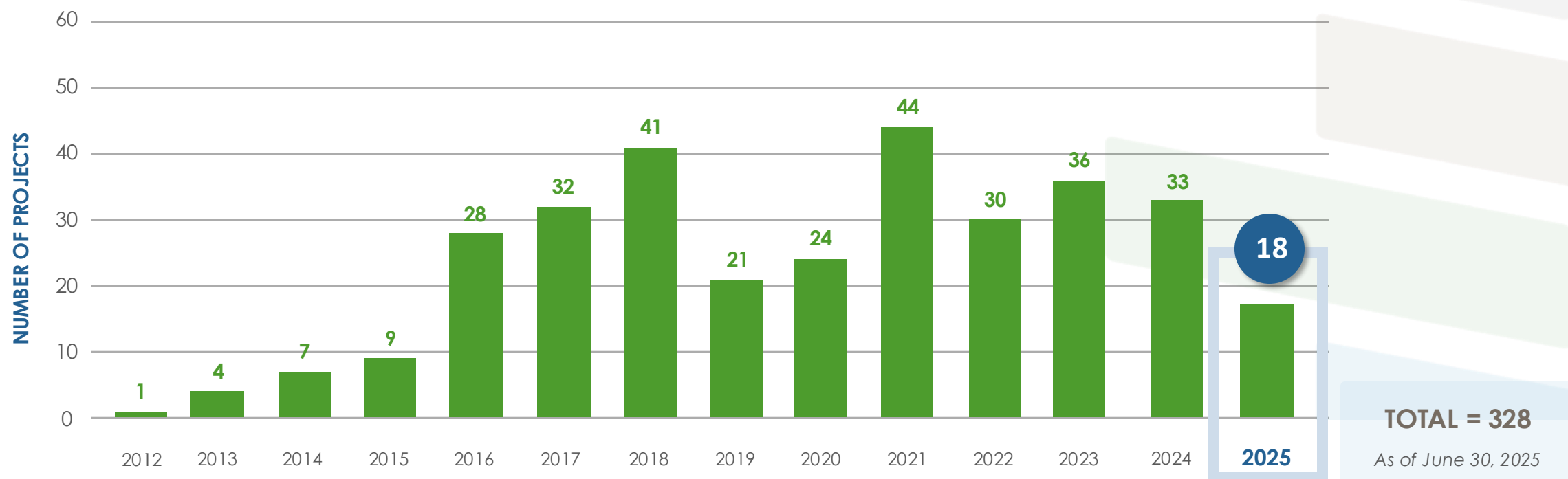
Cumulative Value = **USD \$198.8 billion**

As of June 30, 2025



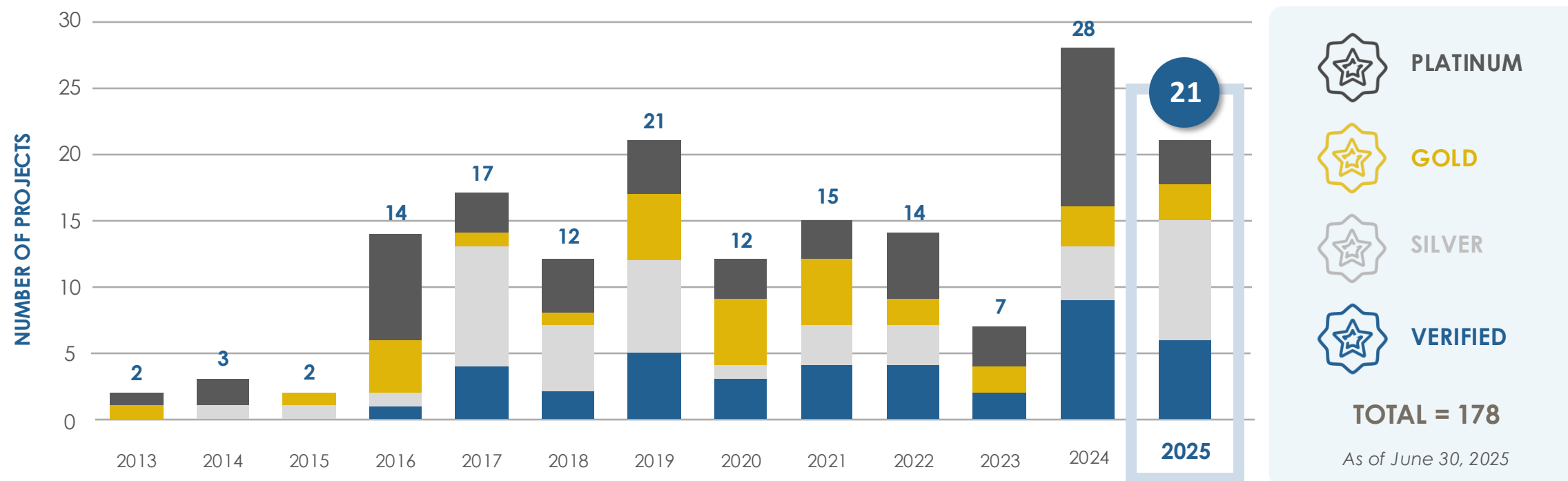
Registered, under review & complete

Envision Project Registrations



Envision Awards Announced

Per ISI policy, unless otherwise arranged, projects are announced within 90 days of project team award acceptance. For more information, reference the online project directory and downloadable list of Envision Verified Projects.



Envision Projects

CANADA

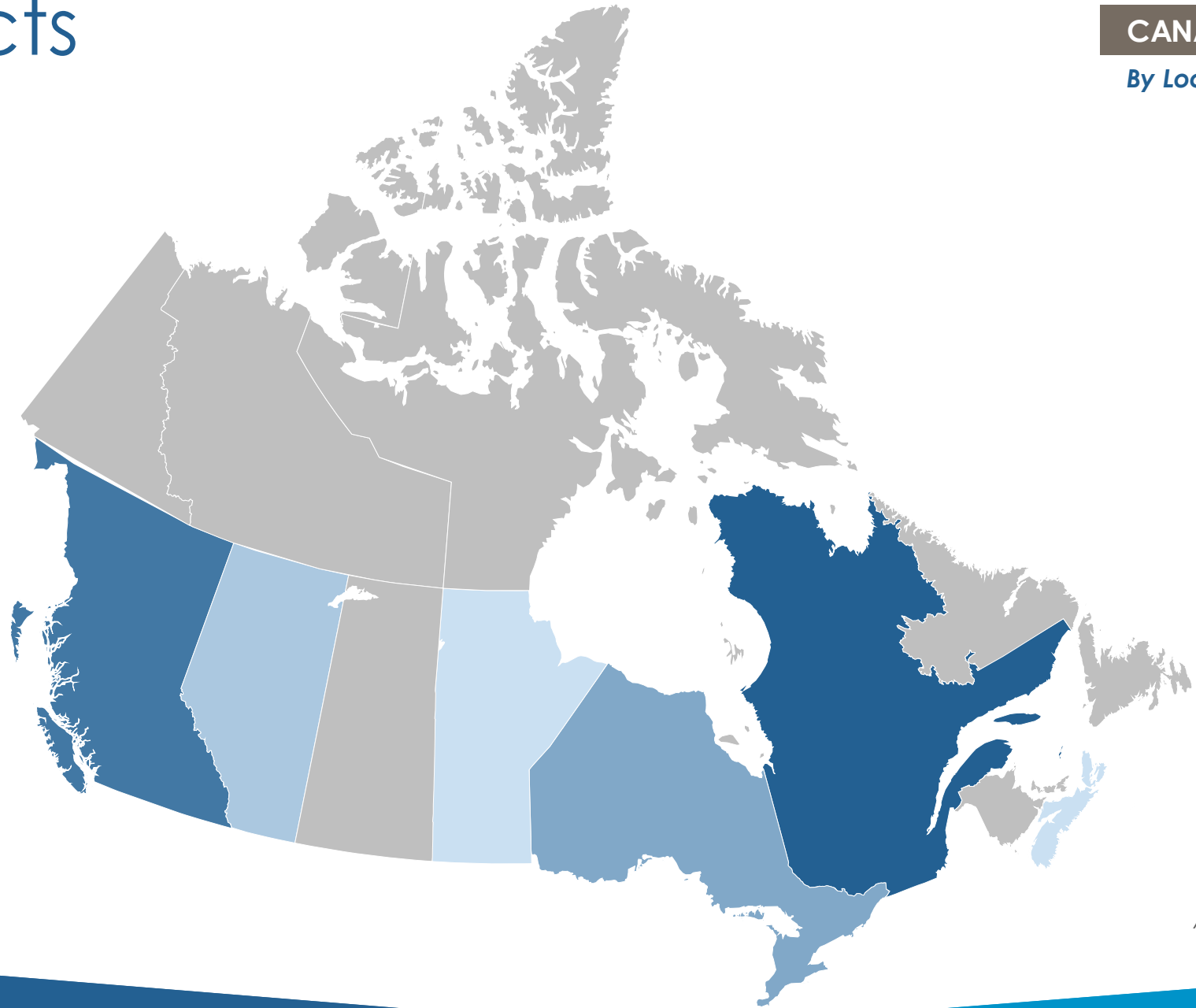
By Location

**TOTAL REGISTERED, UNDER
REVIEW & COMPLETE = 45**

Most active provinces based
on number of projects:

Quebec (17)
British Columbia (14)
Ontario (8)
Alberta (4)
Manitoba (1)
Nova Scotia (1)

Cumulative Value =
CAD \$23.4 billion



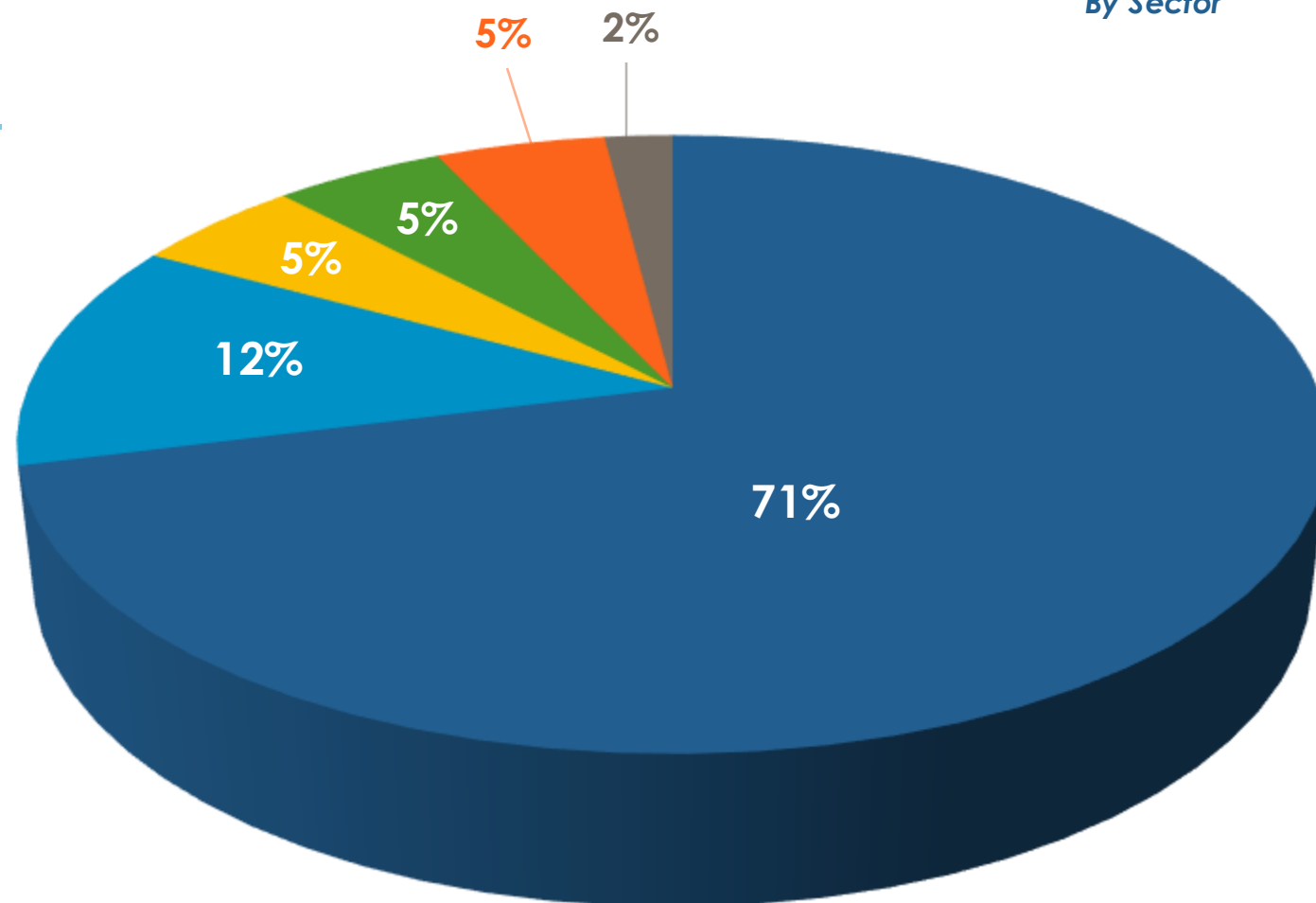
As of June 30, 2025

Envision Projects

TOTAL = 45

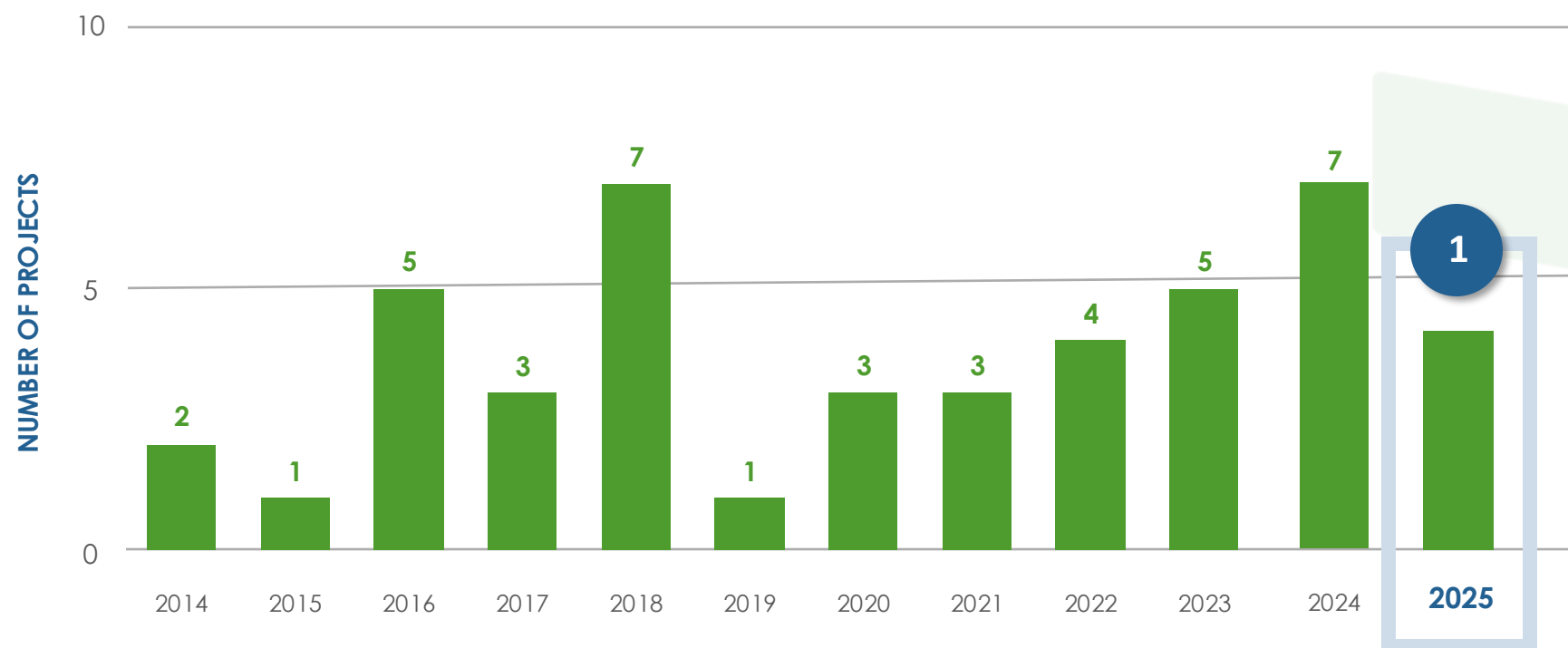
Cumulative Value = **CAD \$23.4 billion**

As of June 30, 2025



Registered, under review & complete

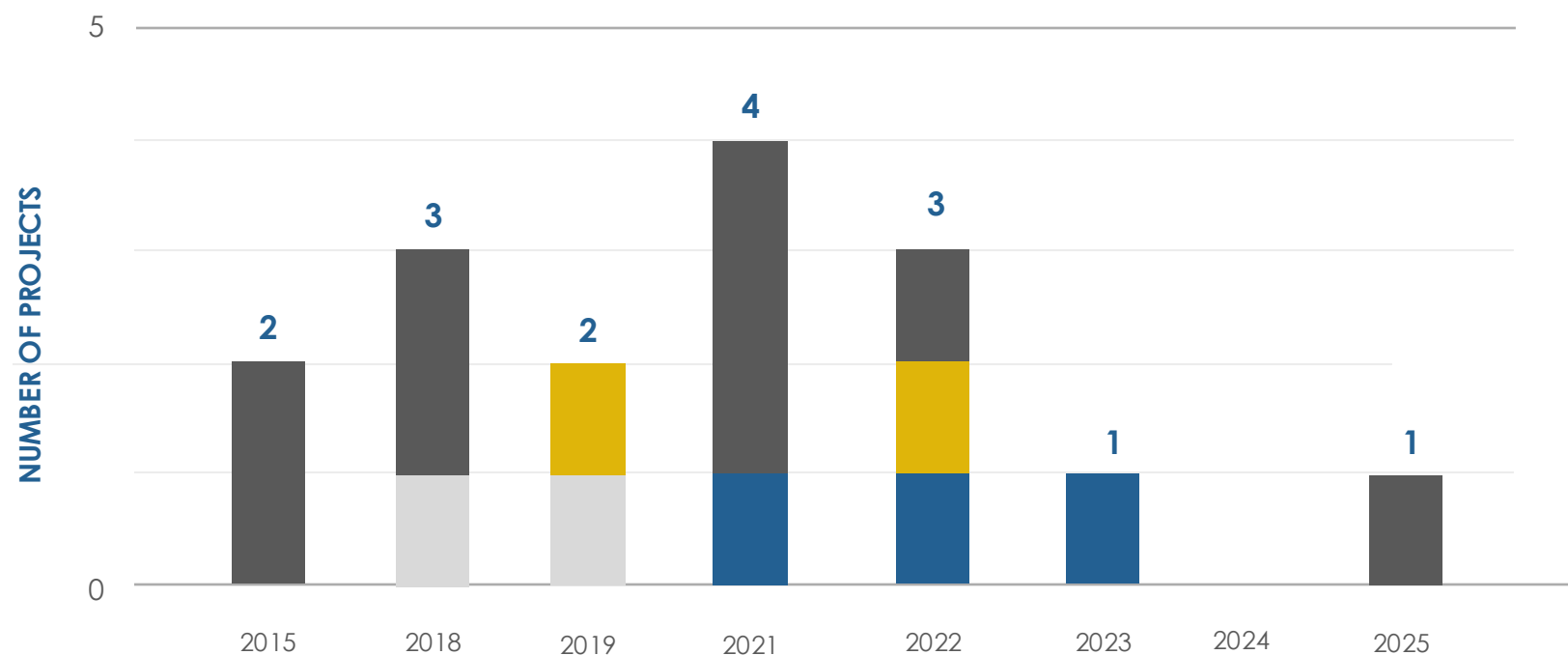
Envision Project Registrations

**TOTAL = 45**

As of June 30, 2025

Envision Awards Announced

Per ISI policy, unless otherwise arranged, projects are announced within 90 days of project team award acceptance. For more information, reference the online project directory and downloadable list of Envision Verified Projects.

**PLATINUM****GOLD****SILVER****VERIFIED****TOTAL = 16**

As of June 30, 2025

Envision Awards 2025 Q2



- **University Park Wastewater Reclamation Facility Upgrades**
(State College, Pennsylvania)
- **Upgrade of Mersereau Avenue, Mayflower Avenue, and Richmond Avenue Pump Stations** (New York, New York)
- * **State Highway 337 Della Val Vigizzo Project** (Italy)
- **Northeast Philadelphia Airport Taxiway L Pavement Rehabilitation-Phase I**
(Philadelphia, Pennsylvania)
- * **Mallard Creek WRF Phase 1** (Charlotte, North Carolina)
- **Guichon Creek Restoration Project** (Burnaby, British Columbia)
- **Grand Concourse, Phase 5** (New York, New York)

Envision Awards 2025 Q2



- * **ATL South Deicing Facility** (Atlanta, Georgia)
- **Runway 17L-35R Complex Pavement Rehabilitation & Electrical Upgrades Package 2** (Denver, Colorado)
- * **Stazione Ferroviaria di Frosinone** (Italy)
- * **Galleria Manfreida – Canna SX Direzione Genova** (Italy)
- * **DEN Peña Boulevard Phase 1B** (Denver, Colorado)
- * **Xochi – El Corredor de las Flores** (Guatemala)
- * **Replacement of Casa Loma Siphon Barrel No. 1** (San Jacinto, California)

Northeast Philadelphia Airport Taxiway L Pavement Rehabilitation-Phase I

Philadelphia, PA, USA

Envision Silver 2025



Institute for
Sustainable
Infrastructure

Guichon Creek Restoration Project

Burnaby, BC, Canada

Envision Platinum 2025



Institute for
Sustainable
Infrastructure

Runway 17L-35R Complex Pavement Rehabilitation & Electrical Upgrades Package 2

Denver, CO, USA

Envision Verified 2025



Institute for
Sustainable
Infrastructure

3 Envision By the Numbers

EDUCATION & CREDENTIALING

ENV SPs

INTERNATIONAL

By Location

COUNTRIES WITH THE MOST ENV SPs

United States	7,805
Canada	915
Italy	691
China	422
Saudi Arabia	180
Spain	75
India	53
U.A.E.	51
Columbia	45
Pakistan	43

TOTAL = 10,525
as of June 30, 2025

ENV SPs

U.S. & CANADA

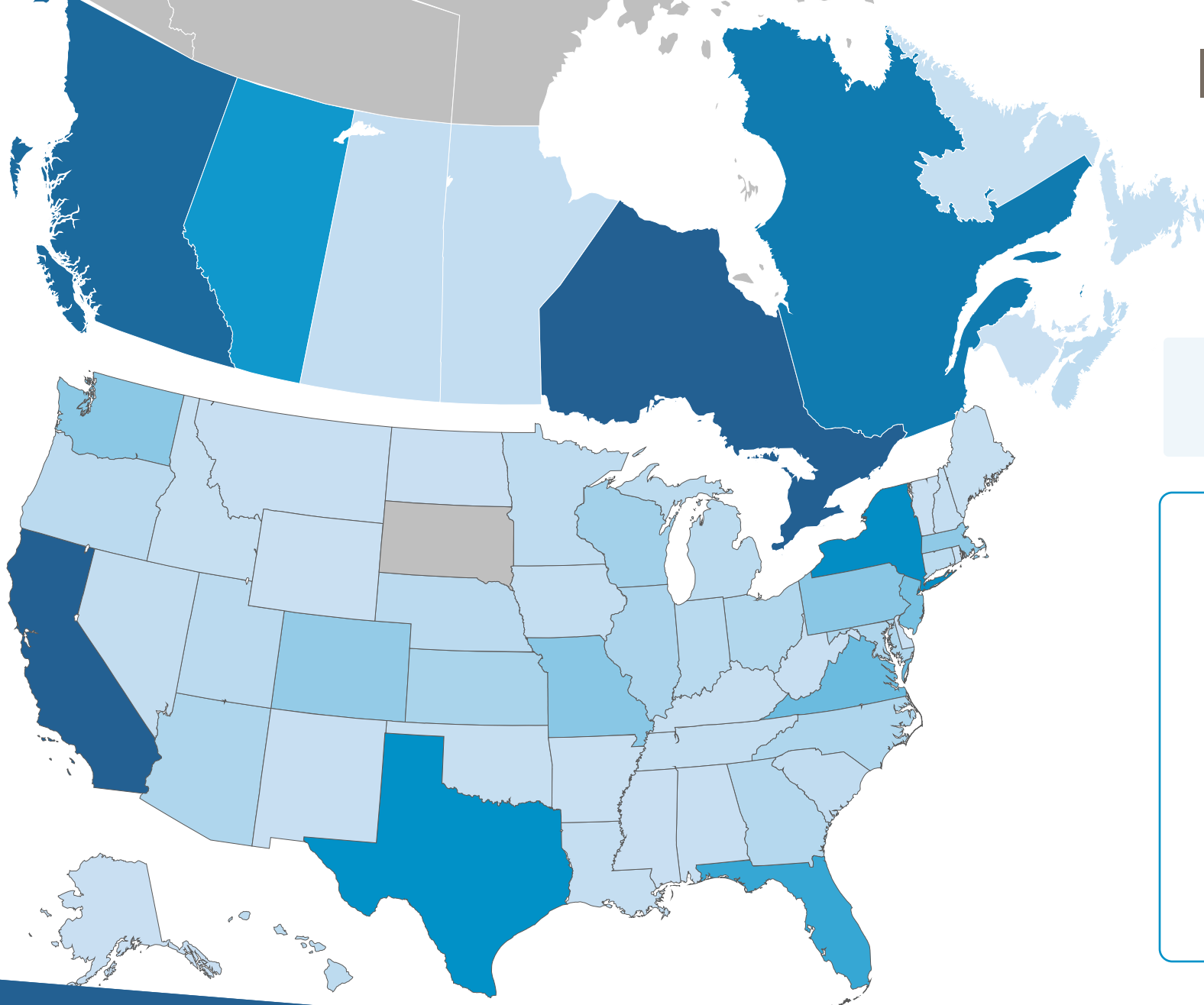
By Location

TOTAL = 8,720

As of June 30, 2025

TOP 10 JURISDICTIONS

California	859
New York	474
Texas	444
Florida	317
Virginia	201
New Jersey	181
Missouri	138
Pennsylvania	136
Washington	132
Massachusetts	126

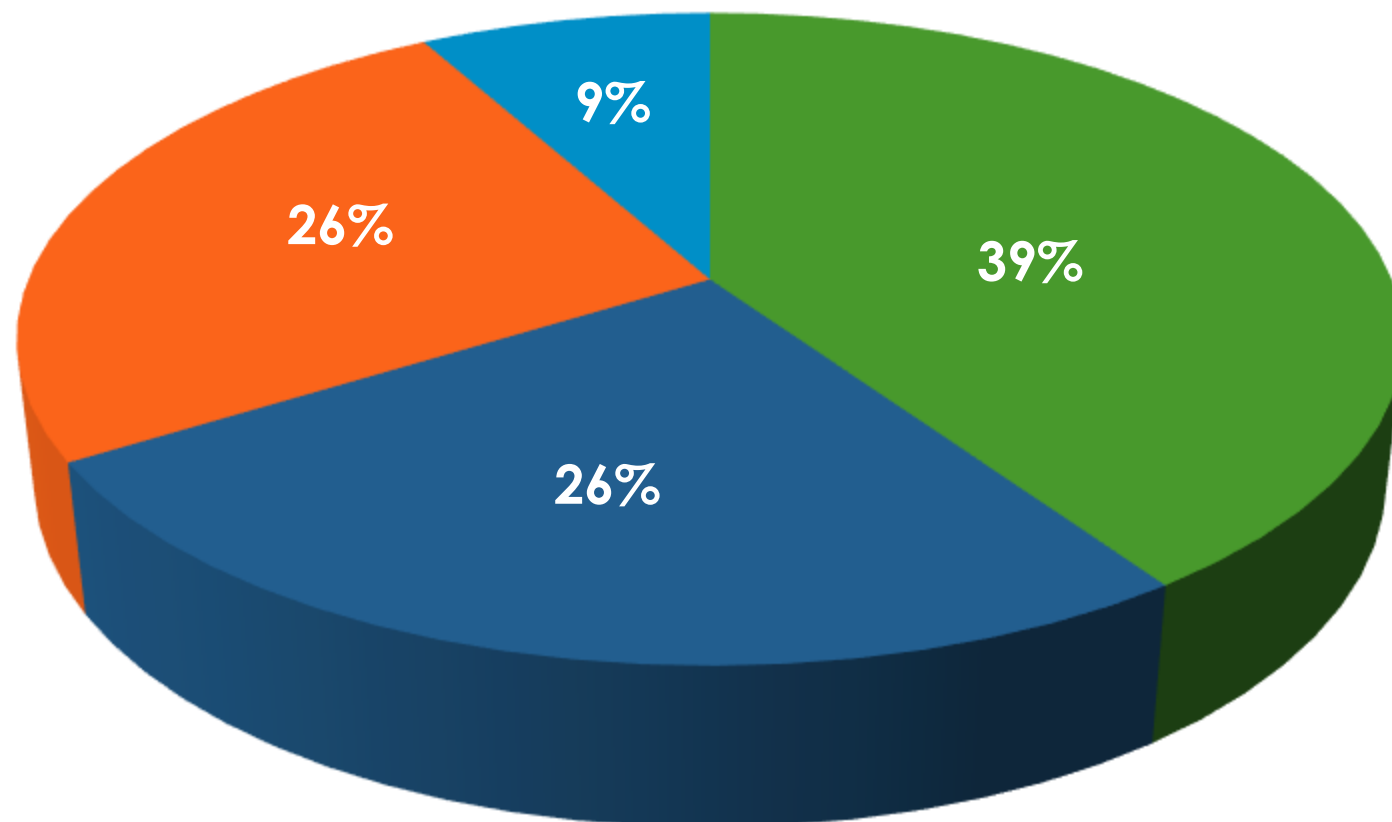


ENV SPs

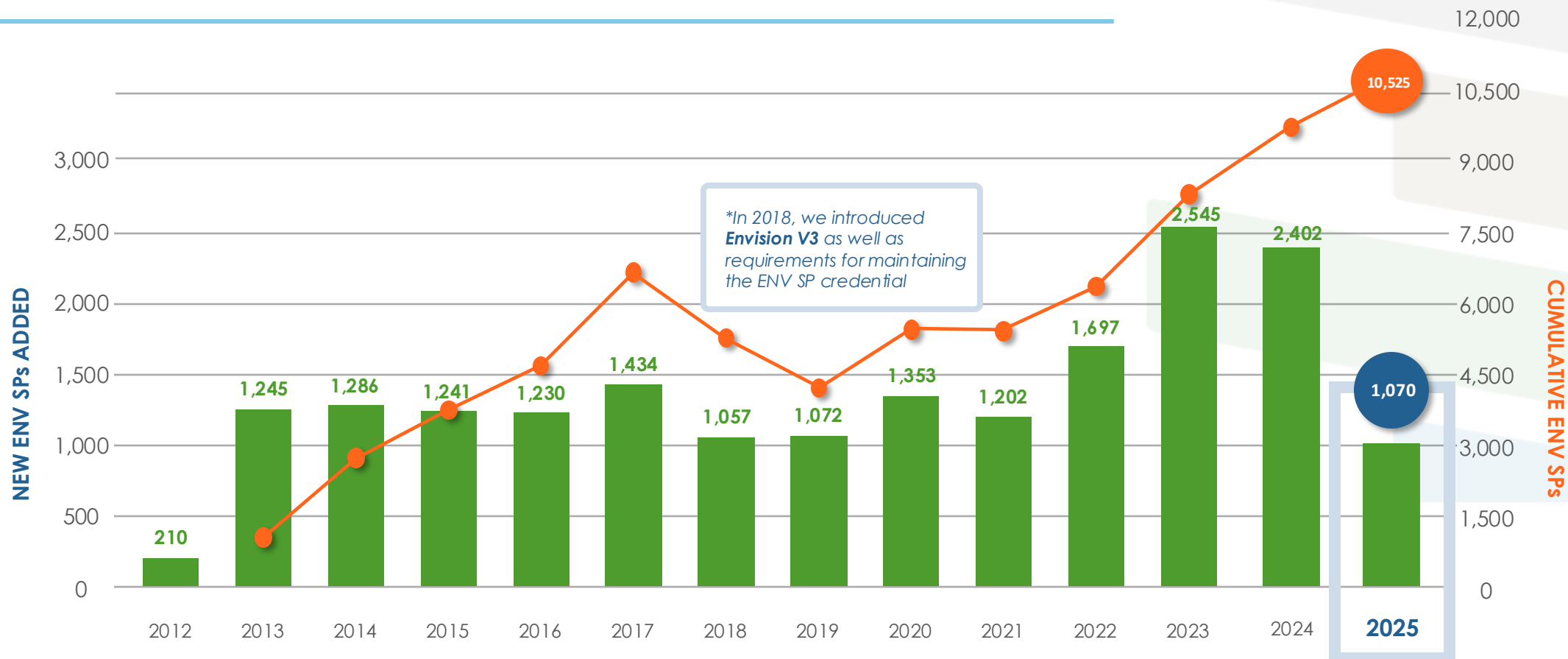
TOTAL = 10,525

As of June 30, 2035

- Companies & Associations
- Individuals
- Public Agencies
- Academic Institutions



New ENV SP Growth



Recent Webinars & Live Events



APRIL 2, 2025 – WEBINAR
How to Incorporate Carbon
Sequestration into Every Project



APRIL 30, 2025 – WEBINAR
How to Incorporate Carbon
Sequestration into Every Project



May 21, 2025 – WEBINAR
Pathways to Climate and Nature
Positive Site Infrastructure



JUNE 18, 2025 – WEBINAR
How Data Analytics Support
Sustainable Infrastructure



May 15 – 16, 2025
IN-PERSON EVENT
ISI Zofnass Research
Program Spring 2025
Workshop in Los Angeles



4 Envision By the Numbers

MEMBERS & SUPPLIERS

Organizational Members

INTERNATIONAL

By Location

TOTAL = 819

as of June 30, 2025

COUNTRIES WITH THE MOST ORGANIZATIONAL MEMBERS

United States	633
Canada	85
India	10
Egypt	6
Saudi Arabia	5
Pakistan	5
United Kingdom	3
Kenya	3
Turkey	3



Institute for
Sustainable
Infrastructure

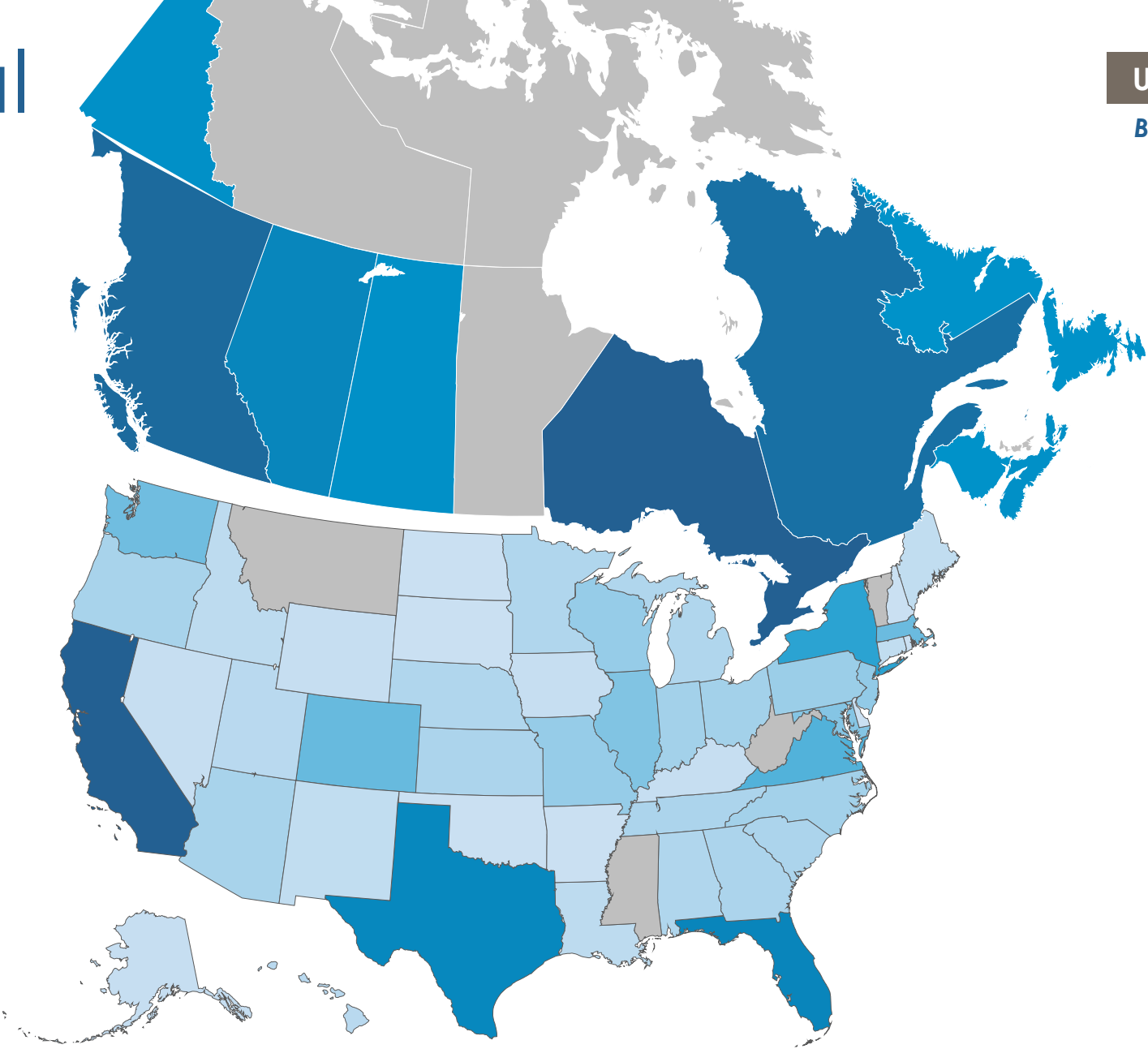
Organizational Members

U.S. & CANADA
By Location

TOTAL = 718
As of June 30, 2025

**JURISDICTIONS
WITH THE MOST
ORGANIZATIONAL
MEMBERS**

California	102
Florida	59
Texas	56
New York	47
Virginia	30
Ontario	27
Colorado	24
Massachusetts	23
Washington	24
District of Columbia	21

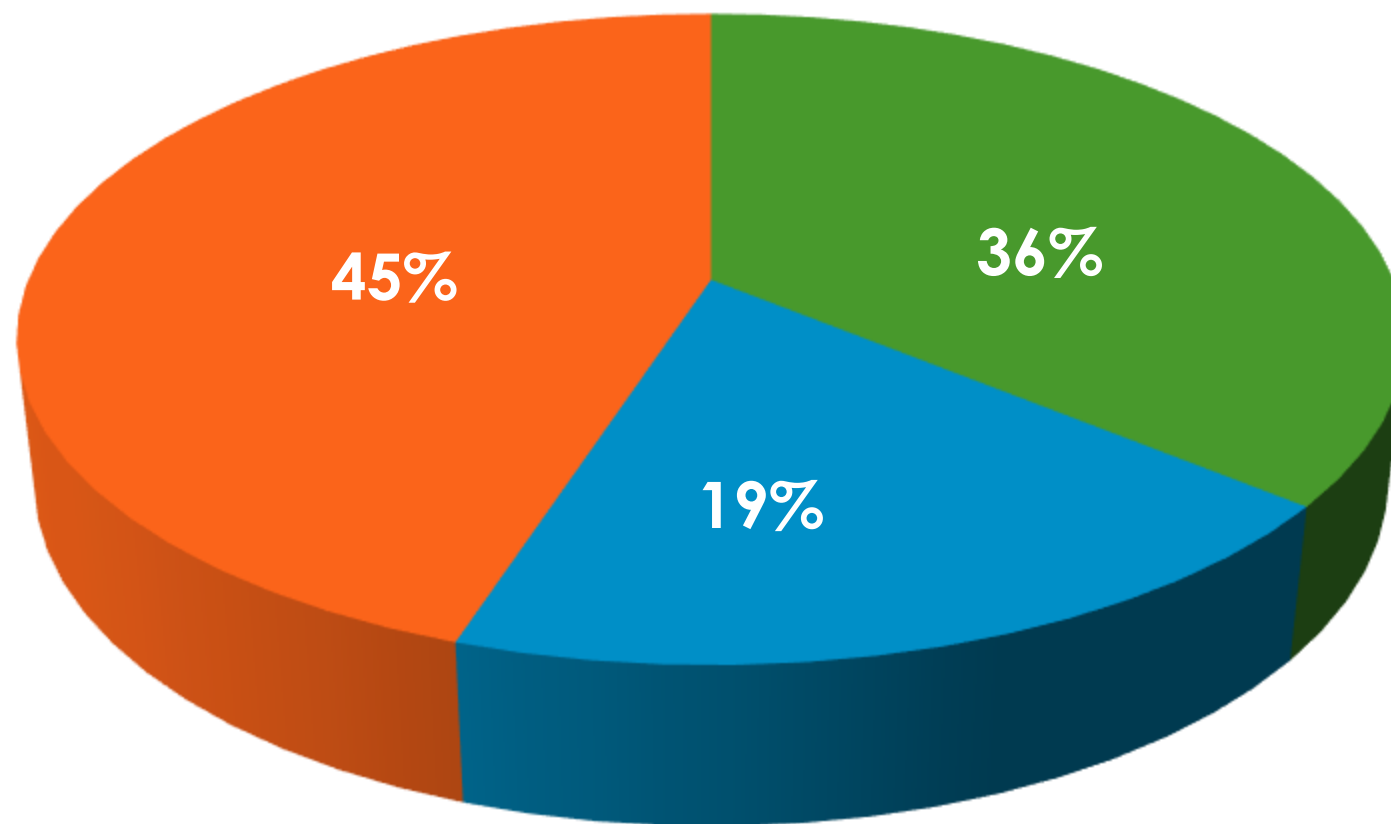


Organizational Members

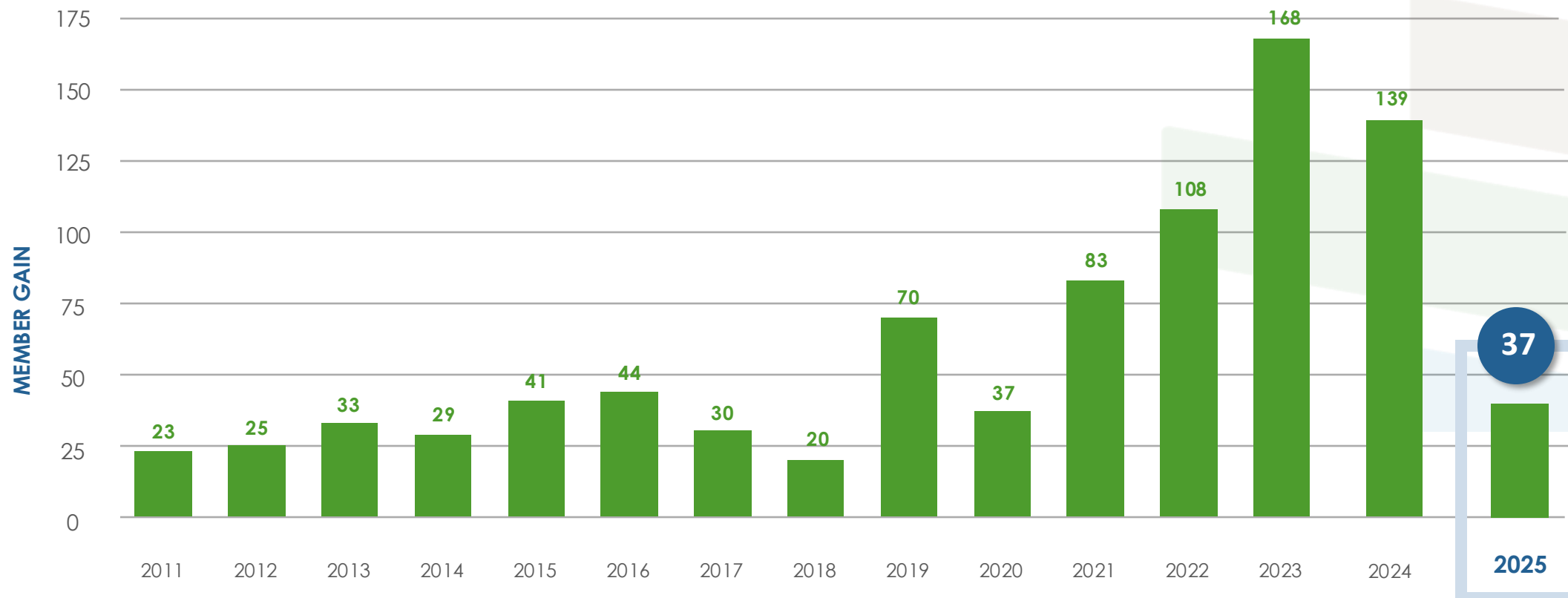
TOTAL = 819

As of June 30, 2025

- Companies & Associations
- Public Agencies
- Academic Institutions



New Organizational Member Growth



New Organizational Members

Visit our website for a complete list of members

PUBLIC AGENCIES

United States:

California Department of Transportation District 4 (CA)
City of Beverly Hills (LA)
City of Katy (TX)
City of Hialeah Gardens Water and Sewer Department (FL)
City of Los Angeles Dept of City Planning (CA)
City of Menlo Park (TX)
MTA Construction & Development (NY)
Village of Briarcliff Manor (NY)
Village of Bristol (WI)

Canada:

City of Kitchener (ON)
Town of the Blue Mountains (ON)

COMPANIES & ASSOCIATIONS

United States:

Davis & Floyd (South Carolina)
Infrastructure Technologies, LLC (Maryland)

International:

Naqsh Consultancy and Environmental Solution
Company (Saudi Arabia)

ACADEMIC INSTITUTIONS

United States:

San Jose State University (CA)
The Citadel (SC)
The College of New Jersey (NJ)
University of Texas at San Antonio (UTSA) (TX)
University of California, San Francisco (CA)

Thank You!

info@sustainableinfrastructure.org

sustainableinfrastructure.org

Visit sustainableinfrastructure.org/next-steps or scan the QR code for ways to engage with us

- Learn about membership benefits
- Sign up for our monthly newsletter
- Explore ENV SP training & exam
- And more!
- Find Envision verification guidance

